

04/27/2022

BUDGET REPORT FOR CITY OF INKSTER  
 Calculations as of 04/30/2022

GL NUMBER	DESCRIPTION	2020-21 ACTIVITY	2021-22 AMENDED BUDGET
ESTIMATED REVENUES			
Dept 000			
101-000-403.000	PROPERTY TAXES-CURRENT	3,589,777	3,657,100
101-000-403.200	PROPERTY TAXES-LAND BANK CAPTURE	(229)	
101-000-403.243	BROWNFIELD CAPTURE	(9,478)	(9,470)
	EST BASED ON FY 22 CAPTURE +2%		
101-000-403.247	TIFA CAPTURE	(59,712)	(60,900)
	BASED ON FY 22 CAPTURE +2%		
101-000-411.000	WAYNE COUNTY DELINQUENT	(27,265)	10,200
	EST BASED ON FY 21 ACTUAL AND FY 22 TRENDING		
101-000-420.000	PROPERTY TAXES-CY DPPT WRITE OFF	(48,797)	(20,000)
	BASED ON FY 21 ACTUAL		
101-000-424.592	PAYMENT IN LIEU OF TAXES	450,000	450,000
101-000-424.700	PILOT-CONTRACTUAL	364,302	80,000
101-000-430.000	PA 359 OF 1925 - ADVERTISING	49,886	51,000
	\$50K IS MAXIMUM CITY ALLOWED TO LEVY		
101-000-439.000	STATE REC MARIJUANA EXCISE TAX	27,589	82,740
	EST BASED ON FY 22 ACTUAL REVENUE REC'D BASED ON 2 ACTIVE FACILITIES		
101-000-445.000	PENALTIES & INTEREST CURR	229,148	163,200
101-000-447.000	COLLECTION FEE	207,064	204,000
	EST BASED ON FY 22 ACTUAL COLLECTION +2%		
101-000-501.305	FEDERAL GRANTS-BULLET PROF VESTS	4,450	
101-000-505.000	FEDERAL GRANT		
	FOOTNOTE AMOUNTS: FEDL SPEED BUMP GRANT REIMB		
101-000-505.100	FEDL GRANT-COPS GRANT		371,270
	FOOTNOTE AMOUNTS: FEDL COPS 2ND YR OF 3 6 OFFICERS FULLY FUNDED		
101-000-510.000	FEDERAL REVENUE	3,560	3,560
101-000-515.000	COVID REL EMERGENCY SUP- GRANT-NON FEDI	59,000	
101-000-528.000	OTHER FEDERAL GRANTS	830,232	2,397,000
	FY 22 ARPA GRANT- ZERO FUNDS FY 23		
101-000-540.000	STATE GRANT	620,811	
101-000-573.000	LOCAL COMMUNITY STABILIZATION SHARE APPI	222,676	110,000
101-000-576.000	STATE SHARED REVENUE - CONSTITUTIONAL	3,968,968	3,748,860
101-000-577.001	OTHER STATE SOURCES	47,057	2,000
101-000-578.000	STATE-LIQUOR	10,506	9,970
101-000-607.000	FEES		100,000

101-000-664.000	INTEREST EARNED	(18,467)	5,000
101-000-665.000	INVESTMENT INCOME	4,251	25,000
101-000-668.000	RENTAL REVENUE	174,504	58,800
101-000-673.000	SALE OF EQUIPMENT	3,800	
101-000-674.005	DONATIONS - SPECIAL EVENTS	100	
101-000-676.000	REIMBURSEMENTS		2,000
101-000-676.202	ADMINISTRATION - MAJOR STREETS	186,573	169,900
FOOTNOTE AMOUNTS:			
TREAS ORTA EST 2/09/22 10% ADMIN MAJOR STREETS HB			
101-000-676.203	ADMINISTRATION - LOCAL STREETS	81,866	74,660
FOOTNOTE AMOUNTS:			
TREASURY ORTA EST 2/09/22 10% ADMIN LOAL STREETS HB			
101-000-676.208	ADMINISTRATION PARKS/REC	30,000	30,000
101-000-676.226	ADMINISTRATION RUBBISH	125,040	125,000
101-000-676.247	ADMINISTRATION - TIFA	30,000	30,000
101-000-676.592	ADMINISTRATION - WATER & SEWER	900,000	900,000
101-000-686.069	RETIREE HEALTH CARE REIMBURSEMENT	37,513	41,000
101-000-687.000	REFUNDS & REBATES	1,176	1,100
101-000-694.000	OTHER REVENUES	5,973	500
101-000-695.600	PROCEEDS FROM ISSUANCE OF DEBT	193,496	
101-000-698.030	OVER & SHORT	(66,217)	(25,000)
Totals for dept 000 -		12,229,153.00	12,788,490.00

Dept 136 - DISTRICT COURT

101-136-541.000	JUDGES SALARY	45,724	45,720
FOOTNOTE AMOUNTS:			
USE P/Y BUDGET FOR STATE JUDGES' REIMB HB			
101-136-545.000	DRUG CASE INFO MGMT	2,795	2,790
101-136-607.001	TECHNOLOGY FEES	(1,433)	
101-136-655.000	FINES AND FORFEITS	1,114,596	767,000
101-136-656.000	COURT REVENUE-COUNTY	2,812	2,100
101-136-664.000	INTEREST EARNED	675	
Totals for dept 136 - DISTRICT COURT		1,165,169	817,610

Dept 137 - COURT-COMMUNITY SERVICES

101-137-655.011	COURT 2011 - COMMUNITY SERVICE CHARGES	7,803	
Totals for dept 137 - COURT-COMMUNITY SERVICES		7,803	

Dept 171 - MAYOR

101-171-585.000	DETROIT WAYNE MENTAL HEALTH GRANT	17,848	
101-171-610.100	COMCAST CABLE FRANCHISE FEE	211,930	200,000
101-171-610.200	AT&T CABLE FRANCHISE FEE		70,000
101-171-674.172	DONATIONS - CITY CALENDAR	9,650	9,500
DONATION EST BASED ON 22 ACTUAL PRINTING COSTS			
Totals for dept 171 - MAYOR		239,428	279,500

Dept 215 - CITY CLERK

101-215-451.000	BUSINESS REGISTRATION	43,513	60,000
	EST BASED ON CITY CLERK PROJECTIONS		
101-215-452.000	VENDOR LICENSES	493	500
101-215-482.000	ANIMAL LICENSES		
101-215-484.000	OTHER VEH/BIKES		
101-215-487.000	SCHOOL ELECTION FILING FEE	106	
101-215-607.002	FOIA REVENUE	218	500
101-215-607.003	SPECIAL EVENTS-FEES		100
101-215-676.000	REIMBURSEMENTS	10,544	2,500
101-215-694.000	OTHER REVENUES	56,416	
	Totals for dept 215 - CITY CLERK	111,290	63,600

Dept 253 - TREASURY

101-253-632.000	FEES-TREASURER DEPARTMENT	9,609	8,000
	Totals for dept 253 - TREASURY	9,609	8,000

Dept 266 - CITY ATTORNEY

101-266-403.016	PROPERTY TAXES-BROWN JUDGMENT LEVY	601,614	
101-266-403.017	PROPERTY TAXES-MCGILL JUDGMENT LEVY		176,413
101-266-403.018	PROPERTY TAXES-JUDGMENT LEVY GLEGOLA		458,295
	FOOTNOTE AMOUNTS:		
	JUDGMENT-GREGOLA JLY 2022 FINAL LEVY 650K		
101-266-403.019	PROPERTY TAXES JUDGMENT LEVY - NELSON		
	Totals for dept 266 - CITY ATTORNEY	601,614	634,708

Dept 270 - PERSONNEL DEPARTMENT

101-270-694.000	OTHER REVENUES		
	Totals for dept 270 - PERSONNEL DEPARTMENT		

Dept 301 - POLICE

101-301-508.000	INKSTER HOUSING REIMBURSEMENT		90,000
	REIMBURSEMENTS FROM INKSTER HOUSING FOR SERVICE OF 1 POLICE OFFICER AS		
101-301-540.000	STATE GRANT - 302 FUNDS	2,899	3,000
	FOOTNOTE AMOUNTS:		
	STATE FUNDING RECEIVED FROM MCOLES FOR POLICE TRAINING		
101-301-611.000	911 FEES	119,469	100,000
	FOOTNOTE AMOUNTS:		
	FEES GENERATED FROM 911 PHONE SURCHARGES		
101-301-627.000	ACCIDENT REPORTS	2,712	3,500
	FOOTNOTE AMOUNTS:		
	FEES PAID TO IPD RECORDS BUREAU FOR COPIES OF ACCIDENT/POLICE REPORTS		
101-301-639.000	PRELIM BREATH TEST (PBT)	350	500
	FOOTNOTE AMOUNTS:		
	FEES RECEIVED FOR COURT ORDERED PRELIMINARY BREATH TESTS		
101-301-644.000	POLICE MISC REVENUES	7,928	5,000
	FOOTNOTE AMOUNTS:		
	REVENUES ASSOCIATED WITH MISC FINES, COSTS AWARDED TO IPD BY COURT, AN		

101-301-644.030	JAG GRANT		21,000
	FOOTNOTE AMOUNTS:		
	BYRNE JUSTICE ASSISTANCE GRANT FROM DOJ 2022 GRANT POLICE EQUIPMENT /		
101-301-645.000	IMPOUND FEES	27,875	20,000
	FOOTNOTE AMOUNTS:		
	FEES RECEIVED FROM VEHICLE IMPUND RELEASES AT IPD		
101-301-655.000	FINES AND FORFEITS	7,250	7,000
	FOOTNOTE AMOUNTS:		
	REVENUES FROM JUSDGMENTS AND FINES THAT COURT MAY WAWARD TO IPD AS		
101-301-674.301	DONATIONS COMM POL ACADEMY&EVENTS COSTS		
	FOOTNOTE AMOUNTS:		
	FUNDS DONATED TO IPD FOR COMMUNITY POLICING EVENTS AND IPD ACADEMY		
101-301-674.302	DONATIONS - CANINE UNIT		2,500
	FOOTNOTE AMOUNTS:		
	DONATIONS TO IPD TO FUND A K-9 UNIT		
101-301-676.000	REIMBURSEMENTS	22,739	25,000
	FOOTNOTE AMOUNTS:		
	REIMBURSMET ASSOCIATED WITH DOJ EMERGENCY COVID GRANT FOR EQUIPM		
Totals for dept 301 - POLICE		191,222	277,500

Dept 337 - FIRE ADMINISTRATION

101-337-668.000	RENTAL REVENUE	11,920	11,400
101-337-676.000	REIMBURSEMENTS	9,100	
101-337-677.000	AMBULANCE	735,966	748,000
101-337-677.010	FIRE CALL CHARGES	240	
101-337-677.040	FIRE PREVENTION INSP REV	21,927	22,400
Totals for dept 337 - FIRE ADMINISTRATION		779,153	781,800

Dept 371 - BUILDING

101-371-454.000	PROFESSIONAL/OCCUPATIONAL	100	
101-371-477.000	BUILDING PERMITS	115,534	98,300
101-371-478.000	ELECTRICAL PERMITS	37,515	35,400
101-371-479.000	MECHANICAL PERMITS	64,997	63,400
101-371-480.000	PLUMBING PERMITS	23,045	17,500
101-371-483.000	ZONING PERMITS	18,745	12,100
101-371-490.000	ANNUAL INSPECTIONS	6,690	6,300
101-371-491.000	PLAN EXAMINATION FEES	255	210
101-371-494.000	VACANT BUILDING REGISTRATION CERTIFICATE	11,500	9,000
101-371-495.000	RENTAL COMPLIANCE CERTIFICATE	103,088	90,000
101-371-497.000	CERTIFICATE OF OCCUPANCY	84,015	81,700
101-371-628.050	DEMOLITION	888	2,000
101-371-643.000	MAPS & ORDINANCES	(95)	(90)
Totals for dept 371 - BUILDING		466,277	415,820

Dept 441 - DEPARTMENT OF PUBLIC WORKS

101-441-570.000	METRO AUTHORITY PA 48 OF 2002		60,000
101-441-628.030	CLEAN UPS	1,000	1,000

101-441-628.031 CLEAN UPS-PT	83	
101-441-629.000 WEED CUTTING	(1,890)	1,700
Totals for dept 441 - DEPARTMENT OF PUBLIC WORKS	(807)	62,700

Dept 721 - PLANNING

101-721-608.000 APPEALS AND ZONING		
101-721-608.100 PUBLIC HEARING REIMBURSE	3,500	1,300
101-721-608.200 ZONING CONFIRMATIONS	752	752
101-721-608.300 SITE PLAN APPLICATIONS	33,216	21,217
101-721-608.400 PLANNING ENGINEERING REIMBURSEMENT		
101-721-608.500 SPECIAL LAND USE APPLICATIONS	74,200	11,600
101-721-676.000 REIMBURSEMENTS	63,169	40,000
WILL CITY RECEIVED \$40K TARGET REIMB FROM STATE?		
Totals for dept 721 - PLANNING	174,837	74,869

Dept 727 - ECONOMIC DEVELOPMENT

101-727-673.130 SALE OF LAND	50,147	290,000
101-727-673.170 FROR - SALE OF LAND		475,214
Totals for dept 727 - ECONOMIC DEVELOPMENT	50,147	765,214

TOTAL ESTIMATED REVENUES	16,024,895	16,969,811
--------------------------	------------	------------

APPROPRIATIONS

Dept 101 - CITY COUNCIL

101-101-706.000 SALARIES-PERMANENT	49,680	50,400
101-101-715.000 SOCIAL SECURITY	3,773	3,900
101-101-727.000 OFFICE SUPPLIES		300
101-101-740.000 OPERATING SUPPLIES	1,971	2,400
101-101-751.000 SPECIAL EVENTS	1,130	
101-101-864.000 CONFERENCES/WORKSHOPS		5,000
101-101-900.000 PRINTING & ADVERTISING		3,750
101-101-958.000 SUBSCRIPTIONS/MEMBERSHIPS	18,770	22,200
Totals for dept 101 - CITY COUNCIL	75,324	87,950

Dept 136 - DISTRICT COURT

101-136-706.000 SALARIES-PERMANENT	481,533	462,900
INCL JUDGE INCREASE 2 FT AND 1 PT EMPLOYEE		
101-136-707.000 SALARIES-TEMPORARY	8,876	
101-136-709.000 SALARIES-OVERTIME		10,000
101-136-710.000 LONGEVITY & MISC. BENEFITS	539	1,400
101-136-715.000 SOCIAL SECURITY	33,231	36,300
101-136-716.000 GROUP INSURANCE	86,961	88,200
101-136-716.010 EMPLOYEE HEALTH CONTRIBUTION	(7,239)	(17,700)
101-136-716.011 EMPLOYEE DENTAL CONTRIBUTION	(815)	
101-136-718.000 PENSION	40,558	64,600
101-136-721.000 CLOTHING ALLOWANCE	1,646	2,000

101-136-727.000	OFFICE SUPPLIES	12,578	20,000
101-136-801.000	PROFESSIONAL/CONSULTANT	32,621	45,000
101-136-802.000	COMPUTER SERVICES	18,847	40,000
101-136-803.000	TEMPORARY JUDGE	2,700	5,000
101-136-850.000	TELEPHONE	668	1,200
101-136-864.000	CONFERENCES/WORKSHOPS	750	2,000
101-136-931.000	BUILDING MAINTENANCE		20,000
101-136-933.000	EQUIPMENT MAINTENANCE	7,041	6,000
101-136-943.000	EQUIPMENT RENTAL	1,346	1,300
101-136-958.000	SUBSCRIPTIONS/MEMBERSHIPS	2,138	5,000
101-136-960.000	EDUCATION/TRAINING	120	2,000
101-136-964.000	REFUNDS, REBATES & OTHER	(363)	
101-136-965.260	CONTRIBUTIONS MIDC GRANT	19,865	47,000

FOOTNOTE AMOUNTS:

LOCAL SHARE MIDC GRANT

101-136-977.000	EQUIPMENT	(1,023)	
Totals for dept 136 - DISTRICT COURT		742,578	842,200

Dept 137 - COURT-COMMUNITY SERVICES

101-137-706.000	SALARIES-PERMANENT	4,710	19,500
ADD 1 FULL TIME COMM SERV OFFICERINCL BENEFITS			
101-137-715.000	SOCIAL SECURITY	360	1,500
101-137-716.000	GROUP INSURANCE		
101-137-716.010	EMPLOYEE HEALTH CONTRIBUTION		
101-137-761.000	FUEL	1,046	500
101-137-935.000	VEHICLE MAINTENANCE & REPAIR		2,500
101-137-977.000	EQUIPMENT	5,989	
Totals for dept 137 - COURT-COMMUNITY SERVICES		12,105	24,000

Dept 171 - MAYOR

101-171-706.000	SALARIES-PERMANENT	193,422	186,200
101-171-707.001	SALARIES TEMPORARY INTERNS	3,454	3,460
101-171-709.000	SALARIES-OVERTIME	14	
101-171-715.000	SOCIAL SECURITY	16,554	14,300
101-171-716.000	GROUP INSURANCE	38,840	37,800
101-171-716.010	EMPLOYEE HEALTH CONTRIBUTION	(2,034)	(7,600)
101-171-716.011	EMPLOYEE DENTAL CONTRIBUTION	(349)	
101-171-727.000	OFFICE SUPPLIES	7,029	1,250
101-171-740.000	OPERATING SUPPLIES	350	3,500
101-171-740.110	CABLE COMMISSION-OPER SUPPLIES		1,000
101-171-801.000	PROFESSIONAL/CONSULTANT	20,551	
101-171-801.080	TRANSPORTATION - NANKIN TRANSIT	34,000	34,000
101-171-801.630	CONSULTANT - LOBBIST- GCSI	30,000	30,000
101-171-864.000	CONFERENCES/WORKSHOPS		3,000
101-171-900.000	PRINTING & ADVERTISING	14,622	10,000
101-171-958.000	SUBSCRIPTIONS/MEMBERSHIPS	1,335	1,340
101-171-960.000	EDUCATION/TRAINING	2,500	

Totals for dept 171 - MAYOR	360,288	318,250
Dept 215 - CITY CLERK		
101-215-706.000 SALARIES-PERMANENT	108,599	107,700
101-215-707.000 SALARIES-TEMPORARY	22,184	15,800
101-215-709.000 SALARIES-OVERTIME	13,584	4,000
101-215-715.000 SOCIAL SECURITY	10,806	9,800
101-215-716.000 GROUP INSURANCE	25,680	25,200
101-215-716.010 EMPLOYEE HEALTH CONTRIBUTION	(2,450)	(5,100)
101-215-716.011 EMPLOYEE DENTAL CONTRIBUTION	(135)	
101-215-727.000 OFFICE SUPPLIES	6,065	2,500
101-215-801.000 PROFESSIONAL/CONSULTANT	104,679	40,000
101-215-809.300 VOTER REGISTRATION	17,759	5,000
101-215-864.000 CONFERENCES/WORKSHOPS		1,000
101-215-870.000 PERSONAL VEHICLE MILEAGE		300
101-215-900.000 PRINTING & ADVERTISING	3,916	5,000
101-215-933.000 EQUIPMENT MAINTENANCE	225	
101-215-958.000 SUBSCRIPTIONS/MEMBERSHIPS	(100)	
101-215-960.000 EDUCATION/TRAINING		
101-215-977.000 EQUIPMENT	5,471	2,000
Totals for dept 215 - CITY CLERK	316,283	213,200
Dept 228 - INFORMATION TECHNOLOGY		
101-228-706.000 SALARIES-PERMANENT	5,849	
101-228-715.000 SOCIAL SECURITY	1,147	
101-228-716.000 GROUP INSURANCE	8,581	
101-228-716.010 EMPLOYEE HEALTH CONTRIBUTION	(142)	
101-228-740.000 OPERATING SUPPLIES	40,559	35,000
101-228-801.000 PROFESSIONAL/CONSULTANT	40,000	63,600
FOOTNOTE AMOUNTS:		
NERDS EXPRESS CONTRACT \$5K PER MONTH		
FOOTNOTE AMOUNTS:		
ADD MIC WORK		
GL # FOOTNOTE TOTAL:		
101-228-801.030 INTERNET/WEB SERVICES	47,533	56,500
EST BASED ON 9 MONTHS YTD ANNUALIZED +4% INCREASE		
101-228-801.120 PROFESSIONAL SVC - BS&A	28,058	31,000
101-228-850.000 TELEPHONE	244,489	221,000
EST BASED 9 MONTHS YTD ANNUALIZED +4% =204,000		
Totals for dept 228 - INFORMATION TECHNOLOGY	416,074	407,100
Dept 253 - TREASURY		
101-253-706.000 SALARIES-PERMANENT	158,166	146,800
FOOTNOTE AMOUNTS:		
REQUESTED \$3.00 HOUR RAISE HEAD CASHIER		
101-253-709.000 SALARIES-OVERTIME		5,000
101-253-710.000 LONGEVITY & MISC. BENEFITS	686	

101-253-715.000	SOCIAL SECURITY	11,390	11,700
101-253-716.000	GROUP INSURANCE	13,197	18,900
101-253-716.010	EMPLOYEE HEALTH CONTRIBUTION	(1,295)	(3,200)
101-253-716.011	EMPLOYEE DENTAL CONTRIBUTION	(159)	
101-253-718.000	PENSION		
101-253-727.000	OFFICE SUPPLIES	7,809	4,500
101-253-730.000	POSTAGE	28,845	36,700
101-253-801.000	PROFESSIONAL/CONSULTANT	25,550	30,000
101-253-801.800	PROFESSIONAL/ACCOUNTING SERVICES	252,624	206,000
101-253-801.801	PROFESSIONAL /AUDIT SERVICES	48,200	65,000
101-253-801.802	PROFESSIONAL/ASSESSING SERVICES	113,810	136,000
101-253-850.000	TELEPHONE	37	
101-253-864.000	CONFERENCES/WORKSHOPS		1,000
101-253-870.000	PERSONAL VEHICLE MILEAGE	124	500
101-253-900.000	PRINTING & ADVERTISING	6,559	7,500
101-253-958.000	SUBSCRIPTIONS/MEMBERSHIPS	179	
101-253-960.000	EDUCATION/TRAINING	635	1,500
101-253-964.000	REFUNDS & REBATES	6,164	
101-253-977.000	EQUIPMENT	965	
Totals for dept 253 - TREASURY		673,486	667,900

Dept 265 - BUILDING MAINTENANCE

101-265-761.000	FUEL	2,240	3,000
FOOTNOTE AMOUNTS: FUEL FOR THE MAYOR			
101-265-801.450	PROFESSIONAL SVC - SECURITY	3,478	7,000
FOOTNOTE AMOUNTS: ALARM SYSTEM FOR MUNICIPAL BUIDLINGS			
101-265-910.000	INSURANCE	355,906	366,600
101-265-920.000	UTILITIES	200,731	247,200
FOOTNOTE AMOUNTS:			
101-265-931.000	BUILDING MAINTENANCE	90,599	105,000
FOOTNOTE AMOUNTS: BUILDING MAINTENANCE FOR MUNICIPAL BUILDINGS			
101-265-933.000	EQUIPMENT MAINTENANCE	43,442	50,000
FOOTNOTE AMOUNTS: EQUIPMENT MAINTENACE FOR MUNICIPAL BUILDINGS			
101-265-935.000	VEHICLE MAINTENANCE & REPAIR	200	15,000
101-265-990.000	LEASE PAYMENTS	61,661	58,000
EST BASED 9 MONTHS YTD ANNUALIZED+ 2% HB			
101-265-990.100	LEASE PYMNTS CAPITAL PROJECTS	54,186	4,930
HBLED LIGHTING PROJECT PAID OFF FY 22			
Totals for dept 265 - BUILDING MAINTENANCE		812,443	856,730

Dept 266 - CITY ATTORNEY

101-266-801.000	PROFESSIONAL/CONSULTANT	151,314	72,000
-----------------	-------------------------	---------	--------

101-266-807.000	LEGAL FEES	240,623	318,630
101-266-807.016	LEGAL SETTLEMENT- BROWN	575,000	
101-266-807.017	LEGAL SETTLEMENTS-MCGILL		179,731
101-266-807.018	LEGAL SETTLEMENTS-GREGOLA		466,913
101-266-807.019	JUDGMENT LEVY- NELSON		
101-266-807.100	LEGAL SETTLEMENTS	27,162	65,000
Totals for dept 266 - CITY ATTORNEY		994,099	1,102,274

Dept 270 - PERSONNEL DEPARTMENT

101-270-706.000	SALARIES-PERMANENT	30,950	51,000
101-270-715.000	SOCIAL SECURITY	2,312	4,000
101-270-716.000	GROUP INSURANCE	9,789	12,500
101-270-716.010	EMPLOYEE HEALTH CONTRIBUTION	(65)	(2,500)
101-270-716.011	EMPLOYEE DENTAL CONTRIBUTION	(52)	
101-270-717.000	UNEMPLOYMENT	36,383	3,000
101-270-720.000	WORKERS'COMPENSATION	248,303	150,000
101-270-727.000	OFFICE SUPPLIES		1,000
101-270-801.000	PROFESSIONAL/CONSULTANT	77,315	30,000
101-270-801.030	INTERNET/WEB SERVICES	1,138	
101-270-900.000	PRINTING & ADVERTISING		500
101-270-933.000	EQUIPMENT MAINTENANCE		
101-270-955.000	MISCELLANEOUS EXPENSES	970	
101-270-958.000	SUBSCRIPTIONS/MEMBERSHIPS	94	750
101-270-960.000	EDUCATION/TRAINING		1,000
Totals for dept 270 - PERSONNEL DEPARTMENT		407,137	251,250

Dept 301 - POLICE

101-301-706.000	SALARIES-PERMANENT	1,853,352	1,993,100
STAFFING BASED ON PCS TAX .7A 301 PD REQUESTED			
WAGES BASED ON 2/2022 WAGES NOT CONTRACTUAL INCREASES INCLUDED			
\$18K EST SAVINGS ON NEW COMANDER POSITION			
101-301-707.000	SALARIES-TEMPORARY	17,496	7,700
101-301-709.000	SALARIES-OVERTIME	381,800	325,000
FOOTNOTE AMOUNTS:			
OVERTIME FOR IPD PERSONNEL. IF REQUESTED CHANGES TO IPD STRUCTURE ARE			
101-301-709.200	COURT OVERTIME	2,034	10,300
FOOTNOTE AMOUNTS:			
COSTS ASSOCIATED WITH OFFICER AND EMPLOYEES COURT APPEARANCES			
101-301-710.000	LONGEVITY & MISC. BENEFITS	4,537	2,500
101-301-711.000	HOLIDAY PAY	86,747	117,400
101-301-712.000	EDUCATION ALLOWANCE	2,200	
101-301-712.500	FRHPPP HAZARD PAY PREMIUM	37,000	
101-301-713.000	ROLL CALL PREPARATION	6,400	9,200
101-301-715.000	SOCIAL SECURITY	68,129	52,500
101-301-716.000	GROUP INSURANCE	344,675	340,200
101-301-716.010	EMPLOYEE HEALTH CONTRIBUTION	(82,967)	(68,100)
101-301-716.011	EMPLOYEE DENTAL CONTRIBUTION	(7,718)	

101-301-718.000	PENSION	456,401	590,900
101-301-721.000	CLOTHING ALLOWANCE	550	
101-301-722.000	GUN ALLOWANCE	11,200	12,000
101-301-723.000	EQUIPMENT ALLOWANCE	58,800	77,100
101-301-727.000	OFFICE SUPPLIES	7,575	10,000
	FOOTNOTE AMOUNTS:		
	IPD OFFICE SUPPLIES		
101-301-740.000	OPERATING SUPPLIES	29,600	45,000
	FOOTNOTE AMOUNTS:		
	IPD OPERATING SUPPLIES UNIFORMS, EQUIPMENT, ETC.		
101-301-761.000	FUEL	57,274	60,000
	FOOTNOTE AMOUNTS:		
	IPD VEHICLE FUEL COSTS		
101-301-776.000	BUILDING MAINT SUPPLIES	797	3,500
	FOOTNOTE AMOUNTS:		
	BUILDING MAINTENANCE SUPPLIES NOT COVERED IN VENDOR CONTRACT		
101-301-778.000	EQUIPMENT MAINT SUPPLIES	6,237	7,500
	FOOTNOTE AMOUNTS:		
	EQUIPMENT MAINTENANCE COSTS - BATTERIES, GENERATOR MAINT, EMERGENCY		
101-301-801.000	PROFESSIONAL/CONSULTANT	681,304	655,000
	FOOTNOTE AMOUNTS:		
	DEARBORN DISPATCH FOR COI, CLEMIS (RECORDS MANAGEMENT / REPORT AND C		
101-301-801.002	PROFESSIONAL SERV - ANIMAL CONTROL	11,501	30,000
	FOOTNOTE AMOUNTS:		
	ANIMAL CONTROL COSTS ASSOCIATED WITH ROMULUS POUND HOUSING AND OT		
101-301-804.000	PRISONER MAINTENANCE	48,401	90,000
	FOOTNOTE AMOUNTS:		
	COSTS ASSOCIATED WITH PRISONER MEALS. BEDDING, AND OTHER EQUIPMENT N		
101-301-885.000	COMMUNITY POLICING-SUPPLIES	8,131	15,000
	FOOTNOTE AMOUNTS:		
	COSTS ASSOCIATED WITH COMMUNITY POLICING EVENTS AND SUPPLIES INCLUD		
101-301-885.001	CANINE UNIT		
	FOOTNOTE AMOUNTS:		
	FUNDS EXPENDED TO CREATE A K-9 UNIT FOR IPD FROM THE DONATIONS K-9 GL		
101-301-885.002	COMINITY POLICING-ACADEMY/EVENTS COSTS		
	FOOTNOTE AMOUNTS:		
	COSTS OF POLICE ACADEMY TUITION AND COMMUNITY EVENTS THAT ARE COVERI		
101-301-931.000	BUILDING MAINTENANCE	2,687	3,500
	FOOTNOTE AMOUNTS:		
	COSTS ASSOCIATED WITH MAINTAINING THE POLICE FACILITY NOT COVERED CONT		
101-301-933.000	EQUIPMENT MAINTENANCE	51,975	60,000
	FOOTNOTE AMOUNTS:		
	COSTS ASSOCIATED WITH THE MAINTENANCE OF POLILCE RADIOS, MOBILE COMPI		
101-301-935.000	VEHICLE MAINTENANCE & REPAIR	120,361	75,000
	FOOTNOTE AMOUNTS:		
	COSTS ASSOCIATED WITH THE MAINTENANCE OF IPD FLEET.		
101-301-958.000	SUBSCRIPTIONS/MEMBERSHIPS	1,270	2,500

FOOTNOTE AMOUNTS:			
COSTS ASSOCIATED WITH MEMBERSHIPS FOR IPD ADMINISTRATION FOR IMPORTA			
101-301-959.000	PA 302 -MCOLES EXPENDITURES	3,000	
FOOTNOTE AMOUNTS:			
MICHIGAN COMMISSION ON LAW ENFORCEMENT STANDARDS REIMBURSABLE FU			
101-301-960.000	EDUCATION/TRAINING	14,128	20,000
FOOTNOTE AMOUNTS:			
COSTS ASSOCIATED WITH THE IN SERVICE MANDATORY TRAINING OF PERSONNEL			
101-301-974.100	VEHICLES	330,240	
101-301-975.000	FDCVT - NON SAL/FRINGE EXPENDITURES	80,616	
101-301-977.000	EQUIPMENT	212	
101-301-977.100	POLICE EQUIPMENT JAG GRANT	30,840	21,000
FOOTNOTE AMOUNTS:			
JAG GRANT FUNINDIG FOR POLICE EXPENDITURES ONLY. 2019/2020 FUNDS AVAIL			
101-301-990.000	LEASE PAYMENTS	51,613	86,538
FOOTNOTE AMOUNTS:			
COSTS ASSOCIATED WITH THE PURCHASE / LEASE TO BUY/ LEASING OF POLICE VEH			
FOOTNOTE AMOUNTS:			
3 PD VEHICLES CURR LEASE PD OFF 1/18/2024			
CHIEF DOES \$100K REQ INCL THE CURR LEASES			
GL # FOOTNOTE TOTAL:			
Totals for dept 301 - POLICE		4,775,398	4,657,338

Dept 337 - FIRE ADMINISTRATION

101-337-706.000	SALARIES-PERMANENT	1,499,031	1,275,900
FY 23 EST ARE AT FY 22 STAFFING AND WAGES HB			
101-337-707.000	SALARIES-TEMPORARY	796	
101-337-709.000	SALARIES-OVERTIME	236,593	180,000
101-337-710.000	LONGEVITY & MISC. BENEFITS	3,000	3,000
101-337-711.000	HOLIDAY PAY	59,427	64,600
101-337-712.500	FRHPPP HAZARD PAY PREMIUM	26,000	
101-337-715.000	SOCIAL SECURITY	29,545	23,400
101-337-716.000	GROUP INSURANCE	263,310	126,000
101-337-716.010	EMPLOYEE HEALTH CONTRIBUTION	(29,754)	(25,200)
101-337-716.011	EMPLOYEE DENTAL CONTRIBUTION	(3,481)	
101-337-718.000	PENSION	346,691	370,900
101-337-721.000	CLOTHING ALLOWANCE	70,577	52,500
101-337-723.677	ADVANCE LIFE SUPPORT	80,021	74,900
101-337-727.000	OFFICE SUPPLIES	1,240	2,000
101-337-740.000	OPERATING SUPPLIES	29,132	26,000
101-337-740.338	SUP. COMMUNITY EMERGENCY RESPONSE TEAM		7,500
101-337-742.000	SMALL TOOLS & EQUIPMENT	(2,427)	13,000
101-337-760.000	MEDICAL SUPPLIES	21,920	30,000
101-337-761.000	FUEL	41,480	40,000
101-337-776.000	BUILDING MAINT SUPPLIES	7,070	7,000
101-337-778.000	EQUIPMENT MAINT SUPPLIES		3,000
101-337-801.000	PROFESSIONAL/CONSULTANT	16,929	43,000

101-337-900.000	PRINTING & ADVERTISING		500
101-337-931.000	BUILDING MAINTENANCE	5,784	
101-337-933.000	EQUIPMENT MAINTENANCE	8,724	3,000
101-337-935.000	VEHICLE MAINTENANCE & REPAIR	50,780	40,000
101-337-958.000	SUBSCRIPTIONS/MEMBERSHIPS	695	1,000
101-337-960.000	EDUCATION/TRAINING	14,397	15,000
101-337-964.000	REFUNDS & REBATES	97	
101-337-970.000	CAPITAL OUTLAY	26	30,000
101-337-990.000	LEASE PAYMENTS	110,110	80,940

FOOTNOTE AMOUNTS:  
2018 AMBULANCE PY OFF 8/30/2023  
FOOTNOTE AMOUNTS:  
18 SCBA EQUIP FINAL PYMNT  
GL # FOOTNOTE TOTAL:

Totals for dept 337 - FIRE ADMINISTRATION	2,887,713	2,487,940
-------------------------------------------	-----------	-----------

Dept 371 - BUILDING

101-371-706.000	SALARIES-PERMANENT	217,622	228,300
101-371-707.000	SALARIES-TEMPORARY	11,077	
101-371-709.000	SALARIES-OVERTIME	4,042	700
101-371-715.000	SOCIAL SECURITY	17,481	17,520
101-371-716.000	GROUP INSURANCE	2,196	37,800
101-371-716.010	EMPLOYEE HEALTH CONTRIBUTION	(2,420)	(1,520)
101-371-716.011	EMPLOYEE DENTAL CONTRIBUTION	(203)	
101-371-718.000	PENSION	48,290	58,800
101-371-727.000	OFFICE SUPPLIES	543	1,000
101-371-801.000	PROFESSIONAL/CONSULTANT	39,505	27,200
101-371-801.200	PROFESSIONAL SVS-BS&A	4,611	5,530
101-371-801.950	PROFESSIONAL / BUILDING		
101-371-864.000	CONFERENCES/WORKSHOPS		1,200
101-371-870.000	PERSONAL VEHICLE MILEAGE	1,150	1,500
101-371-900.000	PRINTING & ADVERTISING		
101-371-958.000	SUBSCRIPTIONS/MEMBERSHIPS	145	150
101-371-960.000	EDUCATION/TRAINING	1,279	1,140
101-371-964.000	REFUNDS & REBATES	97,456	
101-371-977.000	EQUIPMENT		500
Totals for dept 371 - BUILDING	442,774	379,820	

Dept 373 - CODE ENFORCEMENT

101-373-706.000	SALARIES-PERMANENT	93,438	82,900
101-373-706.100	SALARY-GRANT REIMBURSEMENT	(20,000)	
101-373-707.000	SALARIES-TEMPORARY	24,744	45,300
101-373-709.000	SALARIES-OVERTIME	4,031	
101-373-715.000	SOCIAL SECURITY	9,293	9,800
101-373-716.000	GROUP INSURANCE	24,564	12,600
101-373-716.010	EMPLOYEE HEALTH CONTRIBUTION	(1,973)	(2,600)
101-373-716.011	EMPLOYEE DENTAL CONTRIBUTION	(14)	

101-373-718.000	PENSION	1,985	
101-373-721.000	CLOTHING ALLOWANCE	1,200	800
Totals for dept 373 - CODE ENFORCEMENT		137,268	148,800

Dept 441 - DEPARTMENT OF PUBLIC WORKS

101-441-707.000	SALARIES-TEMPORARY	15,059	25,000
FOOTNOTE AMOUNTS:			
SEASONAL HELP-INCREASE \$20,000			
FOOTNOTE AMOUNTS:			
REQUEST PT BLDG MAINT/JANITOR PT 24 HR/WK			
GL # FOOTNOTE TOTAL:			
101-441-715.000	SOCIAL SECURITY	1,152	1,700
101-441-716.010	EMPLOYEE HEALTH CONTRIBUTION	(4)	
101-441-727.000	OFFICE SUPPLIES	58	
101-441-805.000	TREE TRIM/LAWN MAINT	160,505	190,000
FOOTNOTE AMOUNTS:			
TREE CONTRACTOR			
101-441-813.000	WEED CUTTING	18,305	68,000
FOOTNOTE AMOUNTS:			
EQUIPMENTFOR WEED CUTTING			
101-441-815.000	BOARD UPS / CLEAN UPS	4,298	5,000
FOOTNOTE AMOUNTS:			
101-441-815.010	BOARD UPS	38,938	40,000
FOOTNOTE AMOUNTS:			
CONTRACTORS			
101-441-815.020	CLEAN UPS	66,155	65,000
FOOTNOTE AMOUNTS:			
CONTRACTORS			
101-441-926.000	STREET LIGHTING	477,916	489,250
FOOTNOTE AMOUNTS:			
101-441-931.000	BUILDING MAINTENANCE	899	500
101-441-935.000	VEHICLE MAINTENANCE & REPAIR	9,697	4,500
101-441-974.000	CAPITAL IMPROVEMENTS		
FOOTNOTE AMOUNTS:			
SPEED BUMP PROJ GRANT REIMB 72K INCL ENGINEERING			
101-441-977.000	EQUIPMENT	12,696	
Totals for dept 441 - DEPARTMENT OF PUBLIC WORKS		805,674	888,950

Dept 721 - PLANNING

101-721-706.000	SALARIES-PERMANENT	70,997	77,000
101-721-715.000	SOCIAL SECURITY	3,191	5,900
101-721-716.000	GROUP INSURANCE	17,287	12,600
101-721-716.010	EMPLOYEE HEALTH CONTRIBUTION	(411)	(2,600)
101-721-727.000	OFFICE SUPPLIES	119	500
101-721-801.000	PROFESSIONAL/CONSULTANT	40,410	40,000

FOOTNOTE AMOUNTS:  
MCKENNA ASSOC. EST 9 MONTHS YTD ANNUALIZED +2%  
FOOTNOTE AMOUNTS:  
COMMUNITY IMAGE BLDRS EST 9 MONTHS YTD ANNUALIZED +2%  
FOOTNOTE AMOUNTS:  
MISC  
GL # FOOTNOTE TOTAL:

101-721-806.100	CITY OWNED PROPERTY MAINTENANCE	10,524	17,000
101-721-864.000	CONFERENCES/WORKSHOPS	45	1,500
101-721-900.000	PRINTING & ADVERTISING	3,422	700
101-721-958.000	SUBSCRIPTIONS/MEMBERSHIPS	978	1,500
101-721-960.000	EDUCATION/TRAINING	75	1,500
101-721-980.000	ADMIN/ENGINEERING	22,532	30,000

FOOTNOTE AMOUNTS:  
SITE PLAN REVIEWS

Totals for dept 721 - PLANNING		169,169	185,600
--------------------------------	--	---------	---------

Dept 727 - ECONOMIC DEVELOPMENT

101-727-801.000	PROFESSIONAL/CONSULTANT		10,000
101-727-864.000	CONFERENCES/WORKSHOPS	100	
101-727-900.000	PRINTING & ADVERTISING		500
101-727-958.000	SUBSCRIPTIONS/MEMBERSHIPS		500
101-727-978.000	LAND PURCHASES		10,000
101-727-979.000	FROR - PURCHASE OF LAND		441,938
101-727-988.000	PROPERTY TRANSFER EXPENSES		500

Totals for dept 727 - ECONOMIC DEVELOPMENT		100	463,438
--------------------------------------------	--	-----	---------

Dept 728 - COMMUNITY DEVELOPMENT

101-728-706.000	SALARIES-PERMANENT	49,996	56,000
101-728-715.000	SOCIAL SECURITY	3,699	4,300
101-728-716.000	GROUP INSURANCE	13,490	12,600
101-728-716.010	EMPLOYEE HEALTH CONTRIBUTION	(1,523)	(2,500)
101-728-716.011	EMPLOYEE DENTAL CONTRIBUTION	(71)	
101-728-727.000	OFFICE SUPPLIES		500
101-728-864.000	CONFERENCES/WORKSHOPS		1,000

Totals for dept 728 - COMMUNITY DEVELOPMENT		65,591	71,900
---------------------------------------------	--	--------	--------

Dept 906 - DEBT SERVICE

101-906-991.000	PRINCIPAL		300,000
-----------------	-----------	--	---------

FOOTNOTE AMOUNTS:  
EMERGENCY LOAN PRINCIPAL

101-906-995.000	INTEREST EXPENSE	60,138	60,140
-----------------	------------------	--------	--------

FOOTNOTE AMOUNTS:  
EMERGENCY LN INT PYMNT

Totals for dept 906 - DEBT SERVICE		60,138	360,140
------------------------------------	--	--------	---------

Dept 941 - INSURANCE

101-941-716.000	GROUP INSURANCE	129,637	
101-941-716.100	RETIREES HEALTH & LIFE INSURANCE	574,422	562,520
FOOTNOTE AMOUNTS:			
RETIREE STIPEND \$44.800 MONTHLY			
FOOTNOTE AMOUNTS:			
RET STIPEND K SMITH \$900 MONTHLY			
FOOTNOTE AMOUNTS:			
RET VISION & DENTAL (RETIRESS REIMB) 2522 MNTHLY			
GL # FOOTNOTE TOTAL:			
101-941-718.001	PENSION - PRUDENTIAL PREFUNDING		77,250
TREASURER TO CONFIRM IF CITY HAS TO CONTINUE THIS PYMNT			
Totals for dept 941 - INSURANCE		704,059	639,770

Dept 999 - INTER FUND TRANSFERS

101-999-999.208	TRANSFER OUT PARKS & RECREATION		65,190
101-999-999.243	TRANSFER OUT-BROWNFIELD	431,208	446,150
101-999-999.247	TRANSFER OUT-TIFA	419,051	365,690
Totals for dept 999 - INTER FUND TRANSFERS		850,259	877,030

TOTAL APPROPRIATIONS	15,707,960	15,931,580
----------------------	------------	------------

NET OF REVENUES/APPROPRIATIONS - FUND 101	316,935	1,038,231
BEGINNING FUND BALANCE	(98,347)	218,588
ENDING FUND BALANCE	218,588	1,256,819

Fund 202 - MAJOR STREET FUND

ESTIMATED REVENUES

Dept 000

202-000-577.000	STATE SHARED REVENUE	1,865,726	1,904,190
FOOTNOTE AMOUNTS:			
TREASURY'S ORTA EST 2/9/22 ACT 51 MAJOR STREETS			
202-000-577.001	OTHER STATE SOURCES		17,000
202-000-694.000	OTHER REVENUES	1,806	
Totals for dept 000 -		1,867,532	1,921,190

TOTAL ESTIMATED REVENUES	1,867,532	1,921,190
--------------------------	-----------	-----------

APPROPRIATIONS

Dept 450 - ENGINEERING

202-450-801.000	PROFESSIONAL/CONSULTANT	650	
202-450-974.020	CAPITAL IMP. ENGINEER	632,078	500,000
FOOTNOTE AMOUNTS:			
SIDEWALK PROGRAM			
AVONDALE RD RECONSTRUCTION			
FOOTNOTE AMOUNTS:			

HARRISON RECONSTRUCTION		
FOOTNOTE AMOUNTS:		
JOHN DALY RD RECONSTRUCTION		
DENIED STORMWATER MASTER PLAN		
GL # FOOTNOTE TOTAL:		
Totals for dept 450 - ENGINEERING	632,728	500,000
Dept 471 - MAINTENANCE		
202-471-706.000 SALARIES-PERMANENT	4,811	25,100
FOOTNOTE AMOUNTS:		
1FT		
202-471-709.000 SALARIES-OVERTIME	670	5,000
FOOTNOTE AMOUNTS:		
202-471-715.000 SOCIAL SECURITY	458	2,400
FOOTNOTE AMOUNTS:		
202-471-716.000 GROUP INSURANCE	11,801	6,300
FOOTNOTE AMOUNTS:		
202-471-716.010 EMPLOYEE HEALTH CONTRIBUTION	(44)	(1,260)
202-471-716.011 EMPLOYEE DENTAL CONTRIBUTION	(53)	
202-471-718.000 PENSION	79	18,200
FOOTNOTE AMOUNTS:		
202-471-721.000 CLOTHING ALLOWANCE	600	600
FOOTNOTE AMOUNTS:		
1FT		
202-471-782.000 ROAD MAINTENANCE SUPPLIES		7,000
FOOTNOTE AMOUNTS:		
COLD PATCH, CONCRETE, CATCH BASIN, MANHOLES, ROAD REPAIR		
202-471-805.000 TREE TRIM/LAWN MAINT	69,921	55,000
FOOTNOTE AMOUNTS:		
MICHIGAN AVE MAINTENANCE		
202-471-926.500 STREET LIGHT BULBS		30,000
FOOTNOTE AMOUNTS:		
202-471-938.000 STREET SWEEPING	37,836	42,000
FOOTNOTE AMOUNTS:		
202-471-939.000 ROAD REPAIRS	31,279	54,000
FOOTNOTE AMOUNTS:		
COLD PATCHING/MISC		
202-471-960.000 EDUCATION/TRAINING		2,500
FOOTNOTE AMOUNTS:		
Totals for dept 471 - MAINTENANCE	157,358	246,840

Dept 475 - PRESERVATION - STREETS  
 202-475-970.004 ROAD PROJECTS 207,933 2,400,000

FOOTNOTE AMOUNTS:

Totals for dept 475 - PRESERVATION - STREETS 207,933 2,400,000

Dept 481 - TRAFFIC  
 202-481-786.000 TRAFFIC CONTROL SUPPLIES 5,408 10,000

FOOTNOTE AMOUNTS:  
 SIGN POLES, CROSS WALKS, CONES, MISC

202-481-940.000 TRAFFIC SIGNALS 27,252 10,000

FOOTNOTE AMOUNTS:  
 COUNTY SIGNALS, RAILROAD CROSSING, MISC

Totals for dept 481 - TRAFFIC 32,660 20,000

Dept 491 - WINTER  
 202-491-784.000 SNOW REMOVAL SUPPLIES 26,700 35,000

FOOTNOTE AMOUNTS:  
 SNOW REMOVAL SUPPLIES AND MISC

202-491-935.000 VEHICLE MAINTENANCE & REPAIR 10,605 45,000

FOOTNOTE AMOUNTS:  
 ROAD FLEET AND MISC

Totals for dept 491 - WINTER 37,305 80,000

Dept 500 - ADMINISTRATION & RECORD KEEPING  
 202-500-965.101 ADMINISTRATIVE SERVICES - GENERAL FUND 186,573 190,415

FY 23 USE FY 22 BUDGET

Totals for dept 500 - ADMINISTRATION & RECORD KEEPING 186,573 190,415

Dept 501 - NON MOTORIZED  
 202-501-976.002 IMPROVEMENTS - GREENWAY TRAIL 53,643

Totals for dept 501 - NON MOTORIZED 53,643

Dept 555  
 202-555-974.100 VEHICLES 80,500

FOOTNOTE AMOUNTS:  
 DUMP TRUCK (COST SPLIT BETWEEN LOCAL)

Totals for dept 555 - 80,500

TOTAL APPROPRIATIONS 1,308,200 3,517,755

NET OF REVENUES/APPROPRIATIONS - FUND 202 559,332 (1,596,565)

BEGINNING FUND BALANCE 2,534,871 3,094,204

ENDING FUND BALANCE 3,094,203 1,497,639

Fund 203 - LOCAL STREET FUND

ESTIMATED REVENUES

Dept 000

203-000-411.000	WAYNE COUNTY DELINQUENT	16,289	(50,000)
	FOOTNOTE AMOUNTS:		
	FY 23 EST USE FY 22 BUDGET AS WAYNE COUNTY HAS STARTED FORECLOSURES		
203-000-577.000	STATE SHARED REVENUE	818,659	816,080
	FOOTNOTE AMOUNTS:		
	BASED ON STATE ORTA ESTIMATES 3/2022		
203-000-665.000	INVESTMENT INCOME	2,210	
	Totals for dept 000 -	837,158	766,080
	TOTAL ESTIMATED REVENUES	837,158	766,080

APPROPRIATIONS

Dept 450 - ENGINEERING

203-450-974.000	CAPITAL IMPROVEMENTS	352,350	2,325,000
	FOOTNOTE AMOUNTS:		
	NW QUAD RD RECONSTRUCTION		
	Totals for dept 450 - ENGINEERING	352,350	2,325,000

Dept 471 - MAINTENANCE

203-471-706.000	SALARIES-PERMANENT	63,351	83,000
	FOOTNOTE AMOUNTS:		
	PERSONAL 1FT		
203-471-709.000	SALARIES-OVERTIME	8,281	15,000
	FOOTNOTE AMOUNTS:		
	PERSONAL 1FT		
203-471-715.000	SOCIAL SECURITY	5,343	7,500
	FOOTNOTE AMOUNTS:		
	PERSONAL 1FT		
203-471-716.000	GROUP INSURANCE	11,351	18,900
	FOOTNOTE AMOUNTS:		
	PERSONAL 1FT		
203-471-716.010	EMPLOYEE HEALTH CONTRIBUTION	(1,578)	(3,780)
203-471-716.011	EMPLOYEE DENTAL CONTRIBUTION	(171)	
203-471-718.000	PENSION	8,793	60,000
	FOOTNOTE AMOUNTS:		
	PERSONAL 1 FT		
203-471-721.000	CLOTHING ALLOWANCE		600
	FOOTNOTE AMOUNTS:		
	PERSONAL 1 FT		
203-471-742.000	SMALL TOOLS & EQUIPMENT		
203-471-805.000	TREE TRIM/LAWN MAINT	42,195	45,000
	FOOTNOTE AMOUNTS:		

203-471-938.000	STREET SWEEPING	85,828	106,000
	FOOTNOTE AMOUNTS:		
203-471-939.000	ROAD REPAIRS	288,717	350,000
	FOOTNOTE AMOUNTS:		
	ROAD REPAIR CONTRACT		
Totals for dept 471 - MAINTENANCE		512,110	682,220
Dept 481 - TRAFFIC			
203-481-786.000	TRAFFIC CONTROL SUPPLIES	5,408	5,000
	FOOTNOTE AMOUNTS:		
	CONES, BARRICADES, MISC		
Totals for dept 481 - TRAFFIC		5,408	5,000
Dept 491 - WINTER			
203-491-784.000	SNOW REMOVAL SUPPLIES	26,703	35,000
	FOOTNOTE AMOUNTS:		
	SNOW REMOVAL SUPPLIES		
203-491-935.000	VEHICLE MAINTENANCE & REPAIR	10,168	30,000
	FOOTNOTE AMOUNTS:		
	VEHICLE MAIN. AND REPAIRS		
Totals for dept 491 - WINTER		36,871	65,000
Dept 500 - ADMINISTRATION & RECORD KEEPING			
203-500-965.101	ADMINISTRATIVE SERVICES - GENERAL FUND	81,866	81,600
	FOOTNOTE AMOUNTS:		
	TREASURY ORTA EST 2/9/22 10% ADMIN LOCAL STRETS HB		
Totals for dept 500 - ADMINISTRATION & RECORD KEEPING		81,866	81,600
Dept 556			
203-556-974.100	VEHICLES		80,500
	FOOTNOTE AMOUNTS:		
	SPLIT BETWEEN MAJOR DUMP TRUCKS		
Totals for dept 556 -			80,500
TOTAL APPROPRIATIONS		988,605	3,239,320
NET OF REVENUES/APPROPRIATIONS - FUND 203		(151,447)	(2,473,240)
	BEGINNING FUND BALANCE	4,244,769	4,093,323
	ENDING FUND BALANCE	4,093,322	1,620,083
Fund 208 - PARK/RECREATION FUND			
ESTIMATED REVENUES			
Dept 000			
208-000-403.000	PROPERTY TAXES-CURRENT	412,635	413,000
	EST BASED ON FY 22 ACTUAL COLL. LESS DELQ. PPT AND LEASED LAND +2%		

208-000-403.200	PROPERTY TAXES-LAND BANK CAPTURE	(22)	
208-000-403.243	BROWNFIELD CAPTURE	(1,090)	(1,060)
	FY 23 BROWNFIELD CAPTURE BASED ON FY 22 ACTUAL CAPTURE		
208-000-403.247	TIFA CAPTURE	(6,864)	(5,660)
	FY 23 EST BASED ON FY 22 ACTUAL TIFA CAPTURE		
208-000-411.000	WAYNE COUNTY DELINQUENT	10,251	(27,425)
	FY 23 USE FY 22 BUDGET AS WAYNE COUNTY IS FORECLOSING ON PROPERTIES		
208-000-420.000	PROPERTY TAXES-CY DPPT WRITE OFF	(4,606)	(200)
208-000-573.000	LOCAL COMMUNITY STABILIZATION SHARE APPL	5,126	2,000
	Totals for dept 000 -	415,430	380,655

Dept 751 - PARKS AND RECREATION DEPARTMENT

208-751-585.000	DETROIT WAYNE MENTAL HEALTH GRANT		
208-751-653.010	REC-MEMBERSHIPS	800	1,590
208-751-653.020	REC-COURT RENTALS	2,600	
208-751-653.030	REC-REGISTRATION FEES/OPEN GYM	950	6,168
208-751-653.060	REC-BUILDING RENTAL	11,856	21,404
208-751-653.080	REC-MISC		
208-751-664.000	INTEREST EARNED		655
208-751-667.000	LEASE REVENUES	3,600	
208-751-674.000	DONATIONS	9,750	
208-751-687.000	REFUNDS & REBATES	(20)	
	Totals for dept 751 - PARKS AND RECREATION DEPARTMENT	29,536	29,817

Dept 999 - INTER FUND TRANSFERS

208-999-699.101	TRANSFER IN GENERAL FUND		
	Totals for dept 999 - INTER FUND TRANSFERS		

TOTAL ESTIMATED REVENUES		444,966	410,472
--------------------------	--	---------	---------

APPROPRIATIONS

Dept 443 - DPS PARK MAINTENANCE

208-443-706.000	SALARIES-PERMANENT	2,486	
208-443-709.000	SALARIES-OVERTIME	2,509	
208-443-715.000	SOCIAL SECURITY	378	
208-443-716.010	EMPLOYEE HEALTH CONTRIBUTION	(16)	
208-443-716.011	EMPLOYEE DENTAL CONTRIBUTION	(40)	
208-443-718.000	PENSION	126	
208-443-801.000	PROFESSIONAL/CONSULTANT	33,000	30,000
	FOOTNOTE AMOUNTS:		
	CONTRACTOR		
	Totals for dept 443 - DPS PARK MAINTENANCE	38,443	30,000

Dept 751 - PARKS AND RECREATION DEPARTMENT

208-751-706.000	SALARIES-PERMANENT	10,913	55,000
208-751-707.000	SALARIES-TEMPORARY	9,613	39,900

208-751-707.100	SALARY - TEMPORARY GRANT REIMBURSABLE	14,245	
208-751-709.000	SALARIES-OVERTIME	57	
208-751-715.000	SOCIAL SECURITY	2,664	11,000
208-751-716.000	GROUP INSURANCE	9,297	12,600
208-751-716.010	EMPLOYEE HEALTH CONTRIBUTION	(2)	(2,500)
208-751-727.000	OFFICE SUPPLIES		
208-751-740.000	OPERATING SUPPLIES	8,021	
208-751-751.000	SPECIAL EVENTS	8,589	
208-751-776.000	BUILDING MAINT SUPPLIES		12,657
208-751-801.000	PROFESSIONAL/CONSULTANT		
208-751-801.028	PROFESSIONAL CONSULTANT-PROGRAMMING	16,463	40,000
208-751-850.000	TELEPHONE	3,513	5,000
208-751-920.000	UTILITIES	64,346	65,000
208-751-931.000	BUILDING MAINTENANCE	30,589	40,000
208-751-933.000	EQUIPMENT MAINTENANCE	1,764	1,500
208-751-974.000	CAPITAL IMPROVEMENTS	8,088	
208-751-977.000	EQUIPMENT		
Totals for dept 751 - PARKS AND RECREATION DEPARTMENT		188,160	280,157

Dept 754 - SENIOR CITIZENS ACTIVITIES

208-754-761.000	FUEL	(1,904)	
-----------------	------	---------	--

FOOTNOTE AMOUNTS:

Totals for dept 754 - SENIOR CITIZENS ACTIVITIES		(1,904)	
--------------------------------------------------	--	---------	--

Dept 931 - ADMINISTRATIVE SERVICES

208-931-965.000	ADMIN SERVICES	30,000	30,000
Totals for dept 931 - ADMINISTRATIVE SERVICES		30,000	30,000

Dept 999 - INTER FUND TRANSFERS

208-999-999.211	TRANSFER OUT- COMMISSION ON AGING FUND	100,000	100,000
Totals for dept 999 - INTER FUND TRANSFERS		100,000	100,000

TOTAL APPROPRIATIONS		354,699	440,157
----------------------	--	---------	---------

NET OF REVENUES/APPROPRIATIONS - FUND 208		90,267	(29,685)
BEGINNING FUND BALANCE		274,836	365,102
ENDING FUND BALANCE		365,103	335,417

Fund 211 - COMMISSION ON AGING

ESTIMATED REVENUES

Dept 754 - SENIOR CITIZENS ACTIVITIES

211-754-403.000	PROPERTY TAXES-CURRENT	208,239	209,100
FY 2023 EST BASED ON FY 22 ACTUAL COLLECTION LESS DELQ PPT AND LEASED LAI			
211-754-403.200	PROPERTY TAXES-LAND BANK CAPTURE	(11)	
211-754-403.243	BROWNFIELD CAPTURE	(550)	(550)

FY 23 BROWNFIELD CAPTURE BASED ON FY 22 ACTUAL CAPTURE			
211-754-403.247	TIFA CAPTURE	(3,465)	(3,530)
FY 23 TIFA CAPTURE BASED ON FY 22 ACTUAL CAPTURE			
211-754-411.000	WAYNE COUNTY DELINQUENT	(3,021)	(20,000)
USE FY 22 BUDGET SINCE WAYNE COUNTY IS FORCLOSING ON PROPERTIES			
211-754-420.000	PROPERTY TAXES-CY DPPT WRITE OFF	(2,325)	
211-754-573.000	LOCAL COMMUNITY STABILIZATION SHARE APPI	2,587	3,000
Totals for dept 754 - SENIOR CITIZENS ACTIVITIES		201,454	188,020
Dept 999 - INTER FUND TRANSFERS			
211-999-699.208	TRANSFER IN PARKS & RECREATION FUND	100,000	100,000
Totals for dept 999 - INTER FUND TRANSFERS		100,000	100,000
TOTAL ESTIMATED REVENUES		301,454	288,020
APPROPRIATIONS			
Dept 754 - SENIOR CITIZENS ACTIVITIES			
211-754-801.020	COMMISSION ON AGING	100,000	100,000
211-754-801.025	COMMISSION ON AGING - TAX SUPPORTED	155,115	188,020
Totals for dept 754 - SENIOR CITIZENS ACTIVITIES		255,115	288,020
TOTAL APPROPRIATIONS		255,115	288,020
NET OF REVENUES/APPROPRIATIONS - FUND 211		46,339	
BEGINNING FUND BALANCE			46,340
ENDING FUND BALANCE		46,339	46,340
Fund 226 - GARBAGE AND RUBBISH COLLECTION FUND			
ESTIMATED REVENUES			
Dept 000			
226-000-403.000	PROPERTY TAXES-CURRENT	538,376	535,500
FY 23 EST= 2% INCREASE FY 2022 REAL PLUS PAID PERS & LEASED LAND			
226-000-403.200	PROPERTY TAXES-LAND BANK CAPTURE	(29)	(510)
226-000-403.243	BROWNFIELD CAPTURE	(1,422)	(1,440)
226-000-403.247	TIFA CAPTURE	(8,956)	(9,130)
226-000-411.000	WAYNE COUNTY DELINQUENT	8,548	(50,000)
226-000-420.000	PROPERTY TAXES-CY DPPT WRITE OFF	(6,010)	
226-000-573.000	LOCAL COMMUNITY STABILIZATION SHARE APPI	6,688	
226-000-612.000	RUBBISH FEE	1,431,916	1,431,750
BASED ON FEE STAYING \$83.00			
Totals for dept 000 -		1,969,111	1,906,170
TOTAL ESTIMATED REVENUES		1,969,111	1,906,170

APPROPRIATIONS

Dept 521 - SANITATION

226-521-810.000	CONTRACT RUBBISH	1,511,615	1,572,890
-----------------	------------------	-----------	-----------

FOOTNOTE AMOUNTS:

226-521-811.000	INCINERATOR	360,761	334,725
-----------------	-------------	---------	---------

FOOTNOTE AMOUNTS:

226-521-965.101	ADMINISTRATIVE SERVICES - GENERAL FUND	125,040	131,200
-----------------	----------------------------------------	---------	---------

FOOTNOTE AMOUNTS:

Totals for dept 521 - SANITATION		1,997,416	2,038,815
----------------------------------	--	-----------	-----------

TOTAL APPROPRIATIONS		1,997,416	2,038,815
----------------------	--	-----------	-----------

NET OF REVENUES/APPROPRIATIONS - FUND 226		(28,305)	(132,645)
-------------------------------------------	--	----------	-----------

BEGINNING FUND BALANCE		710,047	681,742
------------------------	--	---------	---------

ENDING FUND BALANCE		681,742	549,097
---------------------	--	---------	---------

Fund 241 - COMMUNITY DEVELOPMENT BLOCK GRANT

ESTIMATED REVENUES

Dept 728 - COMMUNITY DEVELOPMENT

241-728-529.019	CDBG BLOCK GRANT 2019		
-----------------	-----------------------	--	--

241-728-529.020	CDBG BLOCK GRANT 2020		772,500
-----------------	-----------------------	--	---------

241-728-529.021	CDBG BLOCK GRANT 2021		
-----------------	-----------------------	--	--

241-728-529.022	CDBG BLOCK GRANT 2022-PS		
-----------------	--------------------------	--	--

PROG YR 22 CDBG PUBLIC SERVICES-PER WAYNE COUNTY

Totals for dept 728 - COMMUNITY DEVELOPMENT			772,500
---------------------------------------------	--	--	---------

TOTAL ESTIMATED REVENUES			772,500
--------------------------	--	--	---------

APPROPRIATIONS

Dept 728 - COMMUNITY DEVELOPMENT

241-728-801.370	CDBG PUBLIC SERVICES-RFP	20,000	
-----------------	--------------------------	--------	--

241-728-974.011	PARKS & REC CAPITAL IMPROVEMENT	32,000	772,500
-----------------	---------------------------------	--------	---------

Totals for dept 728 - COMMUNITY DEVELOPMENT		52,000	772,500
---------------------------------------------	--	--------	---------

TOTAL APPROPRIATIONS		52,000	772,500
----------------------	--	--------	---------

NET OF REVENUES/APPROPRIATIONS - FUND 241		(52,000)	
-------------------------------------------	--	----------	--

BEGINNING FUND BALANCE		(19,900)	(71,900)
------------------------	--	----------	----------

ENDING FUND BALANCE		(71,900)	(71,900)
---------------------	--	----------	----------

Fund 243 - BROWNFIELD REDEVELOPMENT AUTHORITY FUND

ESTIMATED REVENUES

Dept 691 - REDEVELOPMENT

243-691-403.000 PROPERTY TAXES-CURRENT 20,461 20,870

FOOTNOTE AMOUNTS:

FY 23 EST BASED ON FY 22 ACTUAL CAPTURE

Totals for dept 691 - REDEVELOPMENT 20,461 20,870

Dept 906 - DEBT SERVICE

243-906-699.101 TRANSFER IN GENERAL FUND 431,208 446,150

Totals for dept 906 - DEBT SERVICE 431,208 446,150

TOTAL ESTIMATED REVENUES

451,669 467,020

APPROPRIATIONS

Dept 906 - DEBT SERVICE

243-906-731.000 BANK FEES AND SVC CHARGES 500 500

243-906-991.000 PRINCIPAL 345,000

FOOTNOTE AMOUNTS:

2006 BROWNFIELD BONDS FINAL PYMNT 11/1/2025

243-906-995.000 INTEREST EXPENSE 141,169 121,520

FOOTNOTE AMOUNTS:

2006 BROWNFIELD BONDS INTEREST FINAL PYMNT 11/1/2025

243-906-995.100 INTEREST EXPENSE-ACCRUED CHANGE (3,100)

Totals for dept 906 - DEBT SERVICE 138,569 467,020

TOTAL APPROPRIATIONS

138,569 467,020

NET OF REVENUES/APPROPRIATIONS - FUND 243

313,100

BEGINNING FUND BALANCE (2,495,078) (2,181,978)

ENDING FUND BALANCE (2,181,978) (2,181,978)

Fund 245 - PEG PUBLIC IMPROVEMENT FUND

ESTIMATED REVENUES

Dept 000

245-000-610.200 AT&T CABLE PEG FEE 28,000

245-000-610.245 COMCAST CABLE PEG FEE 61,456 62,000

Totals for dept 000 - 61,456 90,000

TOTAL ESTIMATED REVENUES

61,456 90,000

APPROPRIATIONS

Dept 000

245-000-977.000 EQUIPMENT 7,693 50,000

Totals for dept 000 - 7,693 50,000

Dept 229 - PUBLIC BROADCASTING  
 245-229-706.000 SALARIES-PERMANENT  
 CABLE BROADCASTING COORDINATOR WAGES PREVIOUSLY CHGD TO MAYOR'S DI  
 245-229-715.000 SOCIAL SECURITY  
 245-229-716.000 GROUP INSURANCE  
 245-229-716.010 EMPLOYEE HEALTH CONTRIBUTION  
 Totals for dept 229 - PUBLIC BROADCASTING

TOTAL APPROPRIATIONS	7,693	50,000
NET OF REVENUES/APPROPRIATIONS - FUND 245	53,763	40,000
BEGINNING FUND BALANCE	411,825	465,588
ENDING FUND BALANCE	465,588	505,588

Fund 247 - TAX INCREMENT FINANCE AUTHORITY

ESTIMATED REVENUES

Dept 000

247-000-699.101 TRANSFER IN GENERAL FUND	419,051	331,270
Totals for dept 000 -	419,051	331,270

Dept 728 - COMMUNITY DEVELOPMENT

247-728-403.000 PROPERTY TAXES-CURRENT	245,290	250,700
FOOTNOTE AMOUNTS:		
FY 23 TAX EST BASED ON FY 22 ACTUAL TIF CAPTURE		
247-728-411.000 WAYNE COUNTY DELINQUENT		(2,000)
Totals for dept 728 - COMMUNITY DEVELOPMENT	245,290	248,700

TOTAL ESTIMATED REVENUES	664,341	579,970
--------------------------	---------	---------

APPROPRIATIONS

Dept 728 - COMMUNITY DEVELOPMENT

247-728-965.101 ADMINISTRATIVE SERVICES - GENERAL FUND	30,000	30,000
247-728-968.000 DEPRECIATION AND DEPLETION	400,256	
Totals for dept 728 - COMMUNITY DEVELOPMENT	430,256	30,000

Dept 906 - DEBT SERVICE

247-906-991.000 PRINCIPAL		315,000
FOOTNOTE AMOUNTS:		
LTD 21 2010 TIFA JUSTICE CTR FINAL YMNT 5/1/2035		
247-906-991.006 PRINCIPAL 2006 ISSUANCE		
FOOTNOTE AMOUNTS:		
LTS 20 BEECH DAILY CITY FAC SERIES 2006 FINAL PYMNT 11/1/25		
247-906-995.006 INTEREST 2006 ISSUANCE	24,239	20,460
FOOTNOTE AMOUNTS:		

LTD 20 BEECH DAILY CITY FAC SERIES 2006 FINAL YMNT 11/1/25

247-906-995.100 INTEREST EXPENSE-ACCRUED CHANGE	(3,173)	
Totals for dept 906 - DEBT SERVICE	21,066	335,460
Dept 999 - INTER FUND TRANSFERS		
247-999-999.101 TRANSFER OUT - GENERAL FUND		
247-999-999.347 TRANSFER OUT - JUSTICE CENTER BONDS	230,494	214,510
Totals for dept 999 - INTER FUND TRANSFERS	230,494	214,510
TOTAL APPROPRIATIONS	681,816	579,970
NET OF REVENUES/APPROPRIATIONS - FUND 247	(17,475)	
BEGINNING FUND BALANCE	856,419	838,944
ENDING FUND BALANCE	838,944	838,944
Fund 260 - STATE GRANTS- MIDC		
ESTIMATED REVENUES		
Dept 000		
260-000-571.000 INDIGENT DEFENSE GRANT	68,579	46,820
MIDC GRANT HB		
Totals for dept 000 -	68,579	46,820
Dept 136 - DISTRICT COURT		
260-136-699.101 TRANSFER IN GENERAL FUND	19,865	47,000
FOOTNOTE AMOUNTS:		
LOCAL SHARE MIDC GRANT BASED ON FY 21 GRANT CONTRACT HB		
Totals for dept 136 - DISTRICT COURT	19,865	47,000
TOTAL ESTIMATED REVENUES	88,444	93,820
APPROPRIATIONS		
Dept 136 - DISTRICT COURT		
260-136-706.000 SALARIES-PERMANENT	38,809	41,600
FOOTNOTE AMOUNTS:		
FY 23 MIDC GRANT CONTRACT SALARY BUDGET FY 21 HB		
260-136-715.000 SOCIAL SECURITY	2,969	3,200
260-136-727.000 OFFICE SUPPLIES	696	200
260-136-801.000 PROFESSIONAL/CONSULTANT	43,160	48,820
FOOTNOTE AMOUNTS:		
FY 23 EST MIDC FY 21 PROF CONSULTANT BUDGET GRANT CONTRACT HB		
260-136-802.000 COMPUTER SERVICE	2,811	
Totals for dept 136 - DISTRICT COURT	88,445	93,820
TOTAL APPROPRIATIONS	88,445	93,820

NET OF REVENUES/APPROPRIATIONS - FUND 260	(1)	
BEGINNING FUND BALANCE		
ENDING FUND BALANCE	(1)	

Fund 265 - DRUG LAW ENFORCEMENT FUND

ESTIMATED REVENUES		
Dept 320 - DRUG FORFEITURE OPERATIONS - STATE		
265-320-620.000 DRUG FORFEITURE FUNDS	4,384	
Totals for dept 320 - DRUG FORFEITURE OPERATIONS - STATE	4,384	
TOTAL ESTIMATED REVENUES	4,384	

APPROPRIATIONS		
Dept 320 - DRUG FORFEITURE OPERATIONS - STATE		
265-320-740.000 OPERATING SUPPLIES	171	
265-320-933.000 EQUIPMENT MAINTENANCE	692	
265-320-977.000 EQUIPMENT	2,252	
Totals for dept 320 - DRUG FORFEITURE OPERATIONS - STATE	3,115	

Dept 321 - DEA OPERATIONS - FEDERAL		
265-321-933.000 EQUIPMENT MAINTENANCE		5,000
Totals for dept 321 - DEA OPERATIONS - FEDERAL		5,000

TOTAL APPROPRIATIONS	3,115	5,000
----------------------	-------	-------

NET OF REVENUES/APPROPRIATIONS - FUND 265	1,269	(5,000)
BEGINNING FUND BALANCE	10,623	11,893
ENDING FUND BALANCE	11,892	6,893

Fund 347 - JUSTICE CENTER DEBT SERVICE FUND

ESTIMATED REVENUES		
Dept 000		
347-000-504.247 FEDERAL SUBSIDY - JUSTICE CENTER BONDS	308,846	206,790
347-000-699.247 TRANSFER IN TIFA	230,494	214,510
347-000-699.403 TRANSFER IN COURT/JUSTICE CENTER BLDG	56,134	39,000
Totals for dept 000 -	595,474	460,300
TOTAL ESTIMATED REVENUES	595,474	460,300

APPROPRIATIONS		
Dept 000		
347-000-731.000 BANK FEES AND SVC CHARGES	1,250	750
347-000-995.000 INTEREST EXPENSE	474,950	459,550

## FOOTNOTE AMOUNTS:

LTD 21 2020 TIFAJUSTICE CTR INTFINAL PYMNT 5/01/2035

Totals for dept 000 -	476,200	460,300
TOTAL APPROPRIATIONS	476,200	460,300
NET OF REVENUES/APPROPRIATIONS - FUND 347	119,274	
BEGINNING FUND BALANCE	(220,046)	(100,772)
ENDING FUND BALANCE	(100,772)	(100,772)
Fund 403 - COURT/JUSTICE CENTER BLDG FUND		
ESTIMATED REVENUES		
Dept 000		
403-000-607.000 FEES	56,134	39,000
Totals for dept 000 -	56,134	39,000
TOTAL ESTIMATED REVENUES	56,134	39,000
APPROPRIATIONS		
Dept 999 - INTER FUND TRANSFERS		
403-999-999.347 TRANSFER OUT - JUSTICE CENTER BONDS	56,134	39,000
Totals for dept 999 - INTER FUND TRANSFERS	56,134	39,000
TOTAL APPROPRIATIONS	56,134	39,000
NET OF REVENUES/APPROPRIATIONS - FUND 403		
BEGINNING FUND BALANCE		
ENDING FUND BALANCE		
Fund 592 - WATER AND SEWER FUND		
ESTIMATED REVENUES		
Dept 000		
592-000-665.000 INVESTMENT INCOME	15,336	26,520
Totals for dept 000 -	15,336	26,520
Dept 564 - WATER & SEWER SYSTEMS		
592-564-411.000 WAYNE COUNTY DELINQUENT	(165,113)	(200,000)
USE FY 222 BUDGET FOR FY 23 AS COUNTY IS BACK TO FORCLOSING ON PROPERTII		
592-564-607.000 FEES	9,245	16,000
592-564-650.010 WATER SALES CONSUMPTION	2,683,628	3,287,270
592-564-650.050 SALES OF METERS	330	3,600
592-564-650.090 SUR-CHARGE	123,733	161,600
592-564-650.100 SEWER SALES CONSUMPTION	6,587,661	8,049,240
592-564-650.200 COURT ORDERED CREDIT	(911)	

592-564-660.000	PENALTIES	342,517	400,000
592-564-661.000	ADMIN. FEE-ROLL TO TAX	486,658	375,000
592-564-664.000	INTEREST EARNED	10	12,240
592-564-673.100	SALE OF FIXED ASSETS		
592-564-676.000	REIMBURSEMENTS	1,000	
592-564-687.000	REFUNDS & REBATES	(2,538)	
592-564-694.000	OTHER REVENUES	1,239	
Totals for dept 564 - WATER & SEWER SYSTEMS		10,067,459	12,104,950

Dept 906 - DEBT SERVICE

592-906-403.000	PROPERTY TAXES-CURRENT	1,481,783	1,481,300
TAX LEVY-DEBT			
592-906-403.011	PROPERTY TAXES-WAYNE CTY JUDGMENT LEVY	876,929	
592-906-403.200	PROPERTY TAXES-LAND BANK CAPTURE	(127)	(200)
592-906-403.247	TIFA CAPTURE	(24,648)	(25,140)
USE FY 22 ACTUAL FOR FY 23 TIFA CAPTURE ESTIMATE			
592-906-411.000	WAYNE COUNTY DELINQUENT	(63,938)	(100,000)
FY 23 EST USE FY 22 BUDGET AS WAYNE COUNTY IS FORECLOSING ON PROPERTIES			
592-906-420.000	PROPERTY TAXES-CY DPPT WRITE OFF	(26,329)	(3,000)
592-906-573.000	LOCAL COMMUNITY STABILIZATION SHARE APP	38,979	30,000
Totals for dept 906 - DEBT SERVICE		2,282,649	1,382,960

TOTAL ESTIMATED REVENUES		12,365,444	13,514,430
--------------------------	--	------------	------------

APPROPRIATIONS

Dept 450 - ENGINEERING

592-450-801.000	PROFESSIONAL/CONSULTANT	1,722	
Totals for dept 450 - ENGINEERING		1,722	

Dept 564 - WATER & SEWER SYSTEMS

592-564-706.000	SALARIES-PERMANENT	614,776	888,100
FY 23 WAGES BASED ON FY 22 CURRENT WAGES AND STAFFING			
FOOTNOTE AMOUNTS:			
SEE PCS .15A WS STREETS REQUESTED FOR INCREASE REQUESTS			
592-564-709.000	SALARIES-OVERTIME	139,295	90,000
FOOTNOTE AMOUNTS:			
OT BUDGET INCREASED 10K FY 23			
592-564-715.000	SOCIAL SECURITY	53,936	74,800
592-564-716.000	GROUP INSURANCE	95,831	223,700
FOOTNOTE AMOUNTS:			
REQUESTED NEW ACCT II POSITION			
592-564-716.010	EMPLOYEE HEALTH CONTRIBUTION	(30,921)	(44,300)
592-564-716.011	EMPLOYEE DENTAL CONTRIBUTION	(3,436)	
592-564-716.999	OPEB EXPENSE	56,209	
592-564-718.000	PENSION	239,929	229,800
592-564-721.000	CLOTHING ALLOWANCE	4,400	9,000

FOOTNOTE AMOUNTS:			
592-564-740.000	OPERATING SUPPLIES	(72,131)	35,000
FOOTNOTE AMOUNTS: SAND, GRAVEL, TOP SOIL, SAFE EQUIPMENT, MISC			
592-564-742.000	SMALL TOOLS & EQUIPMENT		3,100
FOOTNOTE AMOUNTS:			
592-564-761.000	FUEL	49,202	51,500
FOOTNOTE AMOUNTS:			
592-564-778.000	EQUIPMENT MAINT SUPPLIES		5,150
592-564-779.000	PUMP STATION SUPPLIES	34,331	75,000
FOOTNOTE AMOUNTS: ALARM REPAIRS, CHEMICALS, MISC			
592-564-780.000	SEWER MAINTENANCE SUPPLY	11,340	15,000
FOOTNOTE AMOUNTS: JET ROTTER, HOSE, ROOT CUTTER, SAW, PSI NOZZLES, MISC			
592-564-785.000	WATER MAIN SUPPLIES	42,469	206,000
FOOTNOTE AMOUNTS: MAIN REPAIR CLAMPS, COPPER, BRASS PARTS, WATER GATE, REPAIR PARTS, WATER			
592-564-801.000	PROFESSIONAL/CONSULTANT	236,606	414,600
FOOTNOTE AMOUNTS: ON CALL MIS. CITY OF INKSTER			
FOOTNOTE AMOUNTS: SPEED BUMPS (HSIP GRANT)			
FOOTNOTE AMOUNTS: IT CONSULTANT			
GL # FOOTNOTE TOTAL:			
592-564-801.400	ENGINEERING CONSULTANT		71,000
FOOTNOTE AMOUNTS: ONSITE ENGINEER SERVICE			
FOOTNOTE AMOUNTS: DPS PROJECT MANAGER TRAINING			
GL # FOOTNOTE TOTAL:			
592-564-801.450	PROFESSIONAL SVC - SECURITY		40,000
592-564-806.000	REPAIRS	459,811	580,000
FOOTNOTE AMOUNTS: DAMAGE TO OTHER UTILITIES, DETROIT EDISON, POLE HOLDING, CONCRETE AND L			
592-564-806.600	REPAIRS-LEAD COPPER EGLE RULE REQ.	2,374	445,000
FOOTNOTE AMOUNTS:			
592-564-900.000	PRINTING & ADVERTISING	53,987	70,000
FOOTNOTE AMOUNTS:			
592-564-924.100	SEWER FIXED COSTS	3,591,661	3,713,700
592-564-927.000	WATER PURCHASED	1,383,441	1,366,620

592-564-931.000	BUILDING MAINTENANCE	5,366	15,000
	FOOTNOTE AMOUNTS:		
592-564-933.000	EQUIPMENT MAINTENANCE	47,835	55,000
	FOOTNOTE AMOUNTS:		
592-564-933.010	CSO OPERATION & MAINT WAYNE COUNTY	1,091,595	670,000
	FOOTNOTE AMOUNTS: MIDDLEBELT CSO BASIN \$750000		
592-564-935.000	VEHICLE MAINTENANCE & REPAIR	53,266	85,000
	FOOTNOTE AMOUNTS: OUTSIDE REPAIR FOR FLEET VEHICLES AND MISC		
592-564-958.000	SUBSCRIPTIONS/MEMBERSHIPS	2,560	5,000
	FOOTNOTE AMOUNTS: AWWA, MRWA, MEMBERSHIPS, OTHER PUBLICATIONS CONTRACTOR SERVICES AND		
592-564-960.000	EDUCATION/TRAINING		20,600
	FOOTNOTE AMOUNTS:		
592-564-963.000	IN LIEU OF TAXES	450,000	450,000
592-564-964.000	REFUNDS & REBATES		
592-564-965.101	ADMINISTRATIVE SERVICES - GENERAL FUND	900,000	900,000
	KEEP ADMIN FEE SAME AS FY 22 HB		
592-564-968.000	DEPRECIATION AND DEPLETION	1,314,492	
592-564-970.000	CAPITAL OUTLAY	716,533	5,608,000
	FOOTNOTE AMOUNTS: 2020 FREIGHTLINER VACTOR SEWER CLEANER FINAL PYMNT 9/1/23		
	FOOTNOTE AMOUNTS: DPS SITE ASSESSMENT		
	FOOTNOTE AMOUNTS: LIFT STATION ALARM SYSTEM		
	FOOTNOTE AMOUNTS: HYDRANT WINTERIZING		
	FOOTNOTE AMOUNTS: HYDRANT REPLACEMENT		
	FOOTNOTE AMOUNTS: HYDRANT PAINTING		
	FOOTNOTE AMOUNTS: VALVE ASSESSMENT/REPLACEMENT		
	FOOTNOTE AMOUNTS: LEAD SERVICE ASSISTANCE		
	FOOTNOTE AMOUNTS: GRANT APPLICATIONS AND IMPLEMENTATION		
	FOOTNOTE AMOUNTS: IK-01 VAULT AND PRV		
	FOOTNOTE AMOUNTS: ANDOVER PS SEWER SYSTEM SMOKE TESTING		

FOOTNOTE AMOUNTS:  
 PHASE 1 EASTERN OUTFALLS COMBINED SEWER SEPARATION  
 FOOTNOTE AMOUNTS:  
 PHASE 2 EASTERN OUTFALL COMBINED SEWER SEPERATION  
 FOOTNOTE AMOUNTS:  
 NORTH RIVER PARK DR WATERMAIN  
 FOOTNOTE AMOUNTS:  
 SECTION 17 WATERMAIN  
 FOOTNOTE AMOUNTS:  
 AVONDALE PHASE 3 WATERMIANS  
 FOOTNOTE AMOUNTS:  
 GIFFELS WEBSTER  
 FOOTNOTE AMOUNTS:  
 NORTHWEST QUADRANT  
 GL # FOOTNOTE TOTAL:

592-564-974.100	VEHICLES	90,440
-----------------	----------	--------

FOOTNOTE AMOUNTS:  
 LEASING

592-564-990.000	LEASE PAYMENTS	25,000
-----------------	----------------	--------

FOOTNOTE AMOUNTS:

592-564-995.000	INTEREST EXPENSE	21,287	20,960
-----------------	------------------	--------	--------

FOOTNOTE AMOUNTS:  
 2020 FORD F-550 DUMP FINAL PYMNT 9/04/2023  
 FOOTNOTE AMOUNTS:  
 2020 FORD F-250 WPLOW FINAL PYMNT 9/7/2023  
 FOOTNOTE AMOUNTS:  
 2020 FORD F-250 WPLOW FINAL PYMNT 1/08/23  
 GL # FOOTNOTE TOTAL:

Totals for dept 564 - WATER & SEWER SYSTEMS	11,566,044	16,507,770
---------------------------------------------	------------	------------

Dept 742 - SAW GRANT

592-742-709.000	SALARIES-OVERTIME	1,345
-----------------	-------------------	-------

592-742-715.000	SOCIAL SECURITY	102
-----------------	-----------------	-----

592-742-716.010	EMPLOYEE HEALTH CONTRIBUTION	(17)
-----------------	------------------------------	------

Totals for dept 742 - SAW GRANT	1,430
---------------------------------	-------

Dept 906 - DEBT SERVICE

592-906-991.001	PRINCIPAL - TAX SUPPORTED	1,170,000
-----------------	---------------------------	-----------

592-906-995.001	INTEREST - TAX SUPPORTED	339,753	307,550
-----------------	--------------------------	---------	---------

FOOTNOTE AMOUNTS:  
 2008 SRF BONDS 5287-01 FINAL PMNT 9/25/30  
 FOOTNOTE AMOUNTS:  
 2010 EST. CLEAN WTR BOND 5287-02 FINAL PYMNT 4/01/30  
 FOOTNOTE AMOUNTS:  
 GENL OBLIG BONDS SERIES 2007 FINAL PYMNT 3/01/26  
 GL # FOOTNOTE TOTAL:

592-906-995.100 INTEREST EXPENSE-ACCRUED CHANGE	849	
592-906-999.000 PAYING AGENT FEES	2,590	1,500
Totals for dept 906 - DEBT SERVICE	343,192	1,479,050
Dept 941 - INSURANCE		
592-941-718.001 PENSION - PRUDENTIAL PREFUNDING		68,820
Totals for dept 941 - INSURANCE		68,820
TOTAL APPROPRIATIONS	11,912,388	18,055,640
NET OF REVENUES/APPROPRIATIONS - FUND 592	453,056	(4,541,210)
BEGINNING FUND BALANCE	38,959,526	39,412,584
ENDING FUND BALANCE	39,412,582	34,871,374

2021-22	2021-22	2022-23
ACTIVITY	PROJECTED	REQUESTED
THRU 04/30/22	ACTIVITY	BUDGET

---

2,874,338

3,735,000

(10,000)

(75,000)

169,427

(27,000)

(48,000)

375,000

450,000

324,396

324,300

39,338

50,000

112,907

112,000

114,361

185,000

155,588

214,000

72,000

72,000

424,200

424,200

1,276,002

409,406

66,441

110,000

2,123,867

3,864,050

7,948

13,411

13,500

100,000

(15,701)	(18,000)
(1,920)	
166,614	60,000
500	

13,816	
141,500	202,790
	202,790

62,200	86,910
	86,910

25,000	30,000
104,200	131,200
25,000	30,000
750,000	900,000
28,892	36,000
8,742	1,100
40,998	500

(53,171)	(25,000)
9,359,100	10,929,550

34,293	45,720
	45,720

1,619	1,600
-------	-------

377,026	767,000
519	2,100
7	

413,464	816,420
---------	---------

3,410	1,000
3,410	1,000

102,492	200,000
38,601	50,000
15,550	11,300

156,643	261,300
---------	---------

14,628	60,000
<hr/>	
5,163	5,500
25	
100	
278	500
1,964	2,000
	2,500
176	
<hr/>	
22,334	70,500

9,434	8,000
<hr/>	
9,434	8,000

371,341	
964,693	650,000
<hr/>	
38,209	650,000
<hr/>	
1,374,243	650,000

200	
<hr/>	
200	

55,228	90,000
<hr/>	
ASSIGNED TO HOUSING	
1,874	3,000
<hr/>	
	3,000
143,753	100,000
<hr/>	
	100,000
4,400	3,500
<hr/>	
	3,500
50	250
<hr/>	
	250
4,047	8,000
<hr/>	
	8,000

ID REVENUES FROM ANY ITEMS SOLD AT ACUCTION. WE ANTICIPATE SELLING SOME ITEMS THIS FISCAL YEAR.

21,782	21,000
	21,000
I.T. PURCHASES . AMOUNT IS DETERMINED BY DOJ	
21,304	25,000
	25,000
	2,500
	2,500
AS A RESULT OF CRIMINAL AND OR CIVIL CASES FOR REIMBURSEMENT OR RESTITUTION FOR COSTS ASSOCIATED V	
25,098	25,000
	25,000
GRANT FROM BUSINESSES	
	5,000
	5,000
	25,000
	25,000
GRANT TO BE PURCHASED AS WELL AS DOJ BULLET PROOF VEST REIMBURSEMENT GRANT (1/2 COSTS OF POLICE OI	
277,536	308,250

11,000	11,400
1,018	
558,238	748,000
685	
17,680	22,400
588,621	781,800

120,071	115,000
36,119	35,400
48,585	63,400
21,142	21,000
10,475	12,100
4,750	6,300
1,345	1,000
9,000	11,500
120,040	120,000
60,160	70,000
825	1,000
432,512	456,700

60,000  
500

(90)  
-----  
(90) 60,500

1,250  
350 1,300  
750  
30,871 30,000  
8,250  
5,000 11,000

-----  
45,721 43,050

268,595 20,000  
463,941 440,000  
-----  
732,536 460,000

-----  
13,415,664 14,847,070

44,058 50,400  
3,163 3,900  
300  
1,820 2,400  
2,804  
5,000  
3,750  
22,877 22,200  
-----  
74,722 87,950

353,038 624,200

-----  
2,959  
387 10,000  
2,000  
23,962 48,730  
97,832 139,430  
(6,658) (27,970)  
(2,103)  
51,153 64,600  
572 2,000

18,782	28,000
2,072	15,000
24,934	40,000
3,577	5,000
480	1,200
	3,000
	20,000
1,723	6,000
	1,300
4,825	5,000
230	2,000

47,940

45,950

200

577,765

1,037,630

67,600

5,170

12,670

(2,530)

1,898

2,500

3,011

2,500

4,909

87,910

146,198

152,700

432

10,425

11,700

54,794

25,400

(1,540)

(5,100)

(1,993)

1,172

1,264

34,000

27,500

11,373

920

284,545	184,700
51,378	119,340
8,714	25,000
101	5,000
4,584	6,800
34,630	12,700
(129)	(2,600)
(105)	
2,122	2,500
16,976	50,000
2,119	5,000
1,154	1,000
176	300
4,932	5,000
	8,400
560	600
	2,500
1,750	
128,962	241,540

25,072	35,000
67,348	66,000
	60,000
	6,000
	66,000
69,928	97,000
26,775	31,000
146,865	220,000
335,988	449,000
106,539	142,700
	3,358
37	5,000

7,987	11,300
72,179	19,100
(1,242)	3,900
(605)	
898	
6,218	7,000
12,572	36,700
25,550	30,000
200,294	260,000
54,100	65,000
95,291	136,000
379	500
	500
	250
6,200	7,200
	400
	500
25,786	20,000
800	2,000
-----	-----
612,983	748,050

2,882	3,000
	3,000
3,235	7,000
	7,000
471,999	
176,093	259,560
	259,560
65,076	100,000
	100,000
18,558	45,000
	45,000
(3,427)	
51,859	65,100
4,956	
-----	-----
791,231	479,660

43,560

370,213

395,500

1,027,457

42,387

650,000

-----  
1,879,117

650,000

37,759

2,567

1,874

(267)

(121)

6,676

175,989

3,050

66,973

2,286

700

72,800

4,000

12,700

(2,500)

750

1,000

-----  
297,486

88,750

1,625,789

1,951,300

28,501

341,686

7,700

300,000

300,000

PUT IN PLACE THIS NUMBER SHOULD DECREASE THIS BUDGET. IT SHOULD BE NOTED THAT THE TRAFFIC ENFO

10,500

10,500

2,400

115,600

9,200

61,938

264,303

(44,977)

(18,162)

50,500

342,100

(68,500)

460,140	911,000	
134,838		
	12,000	
	77,100	
24	10,000	
	10,000	
27,914	40,000	
	40,000	
76,750	65,000	
	65,000	
930	3,500	
	3,500	
4,178	7,500	
	7,500	
EQUIPMENT REPAIR, ETC.		
496,105	680,000	
	680,000	
OPERATIONS SYSTEM) COSTS FOR IPD 3-5 % ANTICIPATED INCREASE FOR CLEMIS AND MANDATORY I.T. UPGRA		
14,629	35,000	
	35,000	
OTHER SUPPLIES ANTICIPATED 10-12% INCREASE IN COSTS		
40,390	90,000	
	90,000	
NECESSARY TO HOUSE TRANSPORT, AND HANDLE PRISONERS AS WELL AS EQUIPMENT AND APPLIANCES FOR JAI		
15,635	15,000	
	15,000	
ING MOVIE NIGHTS, SHOP WITH A COP, EASTER EGG HUNT, COFFEE WITH A COP ETC.		
	5,000	
	5,000	
10,000	25,000	
	25,000	
ED BY DONATIONS TO COMMUNITY POLICING EVENTS / ACADEMY COSTS REVENUE GL		
652	3,500	
	3,500	
TRACTORS SUCH AS GATE AND FENCE MAINT. CARPET, PAINT, ETC.		
50,051	60,000	
	60,000	
UTERS, EMERGENCY EQUIPMENT, E.O.C. EQUIPMENT, EVIDENCE MANAGEMENT AND COLLECTION EQUIPMEN		
75,740	70,000	
	70,000	
505	3,000	

	3,000	
ANT POLICE TRAINING UPDATES AND CRIME INTELLIGENCE MEMBERSHIP NETWORKS		
	3,000	
	3,000	
ENDING FOR POLICE TRAINING		
14,821	20,000	
	20,000	
INCLUDING FIREARMS QUALIFICATION COSTS		
62,102		
63,645		
2,895		
21,799	40,000	
	40,000	
ABLE REIMBURSABLE FROM DOJ THROUGH WAYNE COUNTY SHERIFF		
	100,000	
	100,000	
ICLES		
	51,620	
	151,620	
-----	-----	
3,835,221	4,994,000	

1,101,854	1,255,465
-----------	-----------

167,958	180,000
	3,000
	62,600
20,380	23,900
167,699	101,400
(17,877)	(20,300)
(8,956)	
257,775	604,500
	52,500
	75,500
1,321	2,000
12,241	26,000
	7,500
427	33,000
68,503	30,000
45,042	40,000
3,746	7,000
	3,000
13,864	43,000

	500
8,362	
1,377	3,000
22,599	10,000
515	1,000
8,642	15,000
33,857	30,000
46,210	71,679
	44,476
	27,203
	71,679
<hr/>	
1,955,539	2,661,244

223,222	228,600
5,568	8,000
1,742	2,000
17,119	17,600
2,316	2,500
(2,442)	3,000
(1,561)	2,000
62,214	66,400
950	1,000
56,820	60,000
2,475	3,500
143	
240	300
202	250
	1,000

<hr/>	
369,008	396,150

41,296	82,700
	(20,000)
2,940	45,300
2,120	
4,039	9,800
31,168	12,670
(658)	(2,500)
(62)	

3,701	800
84,544	128,770

	71,300
	40,000
	31,200
	71,200
	5,500

93,500	203,300
	190,000

53,086	68,000
	68,000

10,275	10,000
	10,000

25,234	40,000
	40,000

66,475	65,000
	65,000

401,037	513,713
	513,713

1,098	
1,384	

	113,000
	113,000

652,089	1,089,813
---------	-----------

22,742

	100
133,714	182,000

	159,250
	22,500
	250
	182,000
23,433	20,000
1,710	2,000
399	1,500
30	
1,187	15,000
	15,000
<hr/>	
183,215	220,600

	10,000
	500
	500
	10,000
441,938	440,000
<hr/>	
441,938	461,000

43,077	56,000
3,270	4,300
2,506	12,700
(270)	(2,500)
(19)	
594	500
	1,000
<hr/>	
49,158	72,000

300,000	300,000
	300,000
19,190	17,194
	17,194
<hr/>	
319,190	317,194

79,956	
472,519	590,000
	537,600
	10,800
	41,600
	590,000
	77,250
<hr/>	
552,475	667,250

65,190	65,190
	463,730
	329,110
<hr/>	
65,190	858,030

<hr/>	
13,495,275	15,921,241

<hr/>	
(79,611)	(1,074,171)
218,588	218,588
218,588	218,588
<hr/>	
138,977	(855,583)

819,525	2,028,030
	2,028,030

<hr/>	
819,525	2,028,030

<hr/>	
819,525	2,028,030

272,173	90,000
	60,000
	15,000

	15,000
	90,000
272,173	90,000

	25,100
	25,100
	5,000
	5,000
	2,400
	2,400
41,937	6,300
	6,300
	(1,260)

	18,200
	18,200
	600
	600
	7,000
	7,000
19,634	55,000
	55,000

	30,000
	30,000
40,732	43,269
	43,260
14,293	54,000
	54,000
	2,500
	2,500
116,596	248,109

90,810	4,179,088
	2,400,000
<hr/>	
90,810	4,179,088

2,972	10,000
	10,000
<hr/>	
26,473	10,000
	10,000
<hr/>	
29,445	20,000

20,548	35,000
	35,000
<hr/>	
8,278	45,000
	45,000
<hr/>	
28,826	80,000

141,500	202,790
<hr/>	
141,500	202,790

	80,500
	80,500
<hr/>	
	80,500

679,350	4,900,487
---------	-----------

140,175	(2,872,457)
3,094,204	3,094,204
3,234,379	3,094,204
	221,747

1,046	(50,000)
	(50,000)
358,899	869,160
	869,160
533	
360,478	819,160
360,478	819,160

49,460	1,441,614
	2,441,614
49,460	1,441,614

	83,000
	83,000
	15,000
	15,000
	7,500
	7,500
	18,900
	18,900

	60,000
	60,000
	600
	600
65	
23,800	45,000
	45,000

52,709	109,180
	109,180
299,293	400,000
	400,000
<hr/>	
375,867	739,180

2,897	10,000
	10,000
<hr/>	
2,897	10,000

19,450	35,000
	35,000
7,255	45,000
	45,000
<hr/>	
26,705	80,000

62,200	86,910
	86,910
<hr/>	
62,200	86,910

	80,500
	80,500
<hr/>	
	80,500

517,129	2,438,204
---------	-----------

(156,651)	(1,619,044)
4,093,323	4,093,323
4,093,323	4,093,323
3,936,672	2,474,279

330,392	431,700
---------	---------

	(1,130)
	(8,490)
12,179	(27,400)
	(200)
	(2,000)
342,571	392,480

22,084	25,000
125	2,000
8,955	10,000
250	5,000
52,688	40,000
1,200	
1,200	
(10,790)	12,000
75,712	94,000

65,190	65,190
65,190	65,190

483,473	551,670
---------	---------

20,000	30,000
	30,000
20,000	30,000

18,815	55,000
5,479	39,900

20,650	25,000
7,562	
4,060	11,000
	12,700
	(2,600)
51	
15,110	5,000
253	12,000
98	
28,166	40,000
38	5,000
71,934	65,000
36,550	40,000
223	1,500
500	15,000
340	2,500
<hr/>	
209,829	327,000

456	3,000
	3,000
<hr/>	
456	3,000

25,000	30,000
<hr/>	
25,000	30,000

	100,000
<hr/>	
	100,000

<hr/>	
255,285	490,000

<hr/>	
228,188	61,670
365,102	365,102
<hr/>	
593,290	365,102
	426,772

166,726	216,000
<hr/>	
ND + 2%	

(570)

	(4,290)
6,331	(20,000)

	3,000
173,057	194,140

	100,000
	100,000

173,057	294,140
---------	---------

145,000	100,000
168,279	194,140
313,279	294,140

313,279	294,140
---------	---------

(140,222)		
46,340	46,340	46,340
(93,882)	46,340	46,340

431,066	560,200
	(510)
	1,440
	(11,070)
79,666	(50,000)

956,227	1,430,410
1,466,959	1,930,470

1,466,959	1,930,470
-----------	-----------

1,208,889		1,620,076
		1,620,076
237,534		344,767
		344,767
104,200		131,200
		135,136
-----		-----
1,550,623		2,096,043
-----		-----
1,550,623		2,096,043
-----		-----
(83,664)		(165,573)
681,742	681,742	681,742
-----	-----	-----
598,078	681,742	516,169

135,000		
53,471		
		20,000
-----		-----
188,471		20,000
-----		-----
188,471		20,000

		20,000
-----		-----
17,713		20,000
-----		-----
17,713		20,000
-----		-----
170,758		
(71,900)	(71,900)	(71,900)
-----	-----	-----
98,858	(71,900)	(71,900)

21,150

21,150

---

21,150

463,730

---

463,730

---

484,880

500

385,000

385,000

65,934

99,380

99,380

---

65,934

484,880

---

65,934

484,880

---

(65,934)

(2,181,978) (2,181,978) (2,181,978)

---

(2,247,912) (2,181,978) (2,181,978)

15,441

20,000

29,722

58,000

---

45,163

78,000

---

45,163

78,000

---

33,674

36,000

---

33,674

36,000






		40,000
EPT		3,060
		12,670
		(2,530)
		53,200
	33,674	89,200
	11,489	(11,200)
	465,588	465,588
	477,077	465,588
		454,388

		329,110
		329,110

		289,600
		289,600
		(2,000)
		287,600
		616,710

	25,000	30,000
	25,000	30,000

		250,000
		250,000
		85,000
		85,000
	11,210	16,380
		16,380

		
11,210		351,380
		30,000
		205,330
		235,330
36,210		616,710
(36,210)		
838,944	838,944	838,944
802,734	838,944	838,944
		43,260
		
		43,260
		45,950
		
		45,950
		89,210
32,060		22,490
		
		22,495
2,451		1,720
22,793		65,000
		
		65,000
57,304		89,210
57,304		89,210

(57,304)

---

(57,304)

750

---

750

---

750

---

9,151

---

9,151

---

9,151

---

(8,401)

---

11,893

11,893

11,893

---

3,492

11,893

11,893

103,910

199,290

205,330

22,005

39,000

---

125,915

443,620

---

125,915

443,620

750

460,300

442,870

		442,870
460,300		443,620
460,300		443,620
(334,385)		
(100,772)	(100,772)	(100,772)
(435,157)	(100,772)	(100,772)

22,005		39,000
22,005		39,000
22,005		39,000

22,005		39,000
22,005		39,000
22,005		39,000

(108,786)		
(108,786)		

218,825		(200,000)
ES		
8,125		10,000
2,180,584		
1,620		2,000
94,248		
5,180,847		
(608)		

308,256	400,000
236,646	375,000

2,158

(18,905)

---

8,211,796	587,000
-----------	---------

1,156,814	1,474,500
-----------	-----------

(200)

(29,600)

77,190	(100,000)
--------	-----------

S

(3,000)

(30,000)

---

1,234,004	1,311,700
-----------	-----------

---

9,337,014	1,898,700
-----------	-----------

---

721,461	930,500
---------	---------

51,500

131,601	100,000
---------	---------

100,000

56,001	78,800
--------	--------

130,699	247,300
---------	---------

12,670

(25,697)

(49,500)

(8,821)

229,383	202,300
---------	---------

9,000

	9,000
35,806	40,000
	40,000
	3,100
	3,100
48,107	61,500
	61,500

27,094	75,000
	75,000
987	15,000
	15,000
84,046	206,000
	206,000

ER METERS, MISC WATER METER PARTS (MTU)

398,684	372,400
	200,000
	113,000
	59,400
	372,400
13,057	71,000
	56,000
	15,000
	71,000

502,471	620,000
	620,000
5,420	550,000
	550,000
65,450	70,000
	70,000

LANDSCAPING, RESTORATION WORK FROM WATER MAIN BREAKS AND MISC

1,429,844  
986,428

8,447	15,000
	15,000
36,310	60,000
	60,000
790,123	1,400,000
	750,000
46,132	85,000
	85,000
10,609	10,000
	10,000
0 MISC	
50	20,600
	20,600
375,000	450,000
83	
750,000	900,000
2,253,912	28,059,978
	90,680
	35,000
	38,000
	15,000
	338,000
	90,000
	350,000
	190,000
	15,000
	455,000
	23,000

	7,669,000
	6,254,200
	1,653,000
	1,604,000
	2,089,337
	3,000,000
	4,150,549
	28,059,766
17,530	90,440
	90,440
56,359	60,000
	60,000
2,638	4,070
	1,810
	1,130
	1,130
	4,070
9,179,214	34,757,488

---

351,778	274,530
	226,228
	7,090
	41,212
	274,530

500		
352,278		274,530

-----

9,531,492		35,032,018
-----------	--	------------

(194,478)		(33,133,318)
-----------	--	--------------

39,412,584	39,412,584	39,412,584
------------	------------	------------

39,218,106	39,412,584	6,279,266
------------	------------	-----------

















RCEMENT AND SAFETY INITIATIVE OPERATES ON OVERTIME DUE TO THE INABILITY TO PLACE OFFICERS IN THO

UDE TO REPORT WRITING COMPUTERS AND THE PURCHASE OF NEW CELLBRITE FORENSIC ANALYTIC DEVICE AN

IL AREA. THE 22ND DISTRICT COURT IS EXPECTED TO RESUME FULL IN PERSON OPERATIONS WHICH WILL INCRE

































































INCREASE THE NUMBER OF PRISONERS TRANSPORTED, HOUSED, AND FED.