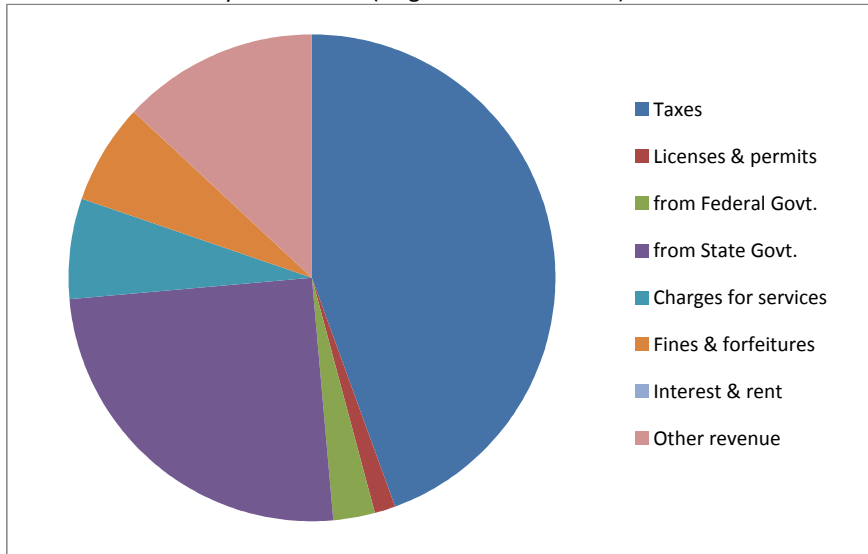


CITIZENS' GUIDE TO LOCAL UNIT FINANCES - Inkster - Wayne

REVENUES

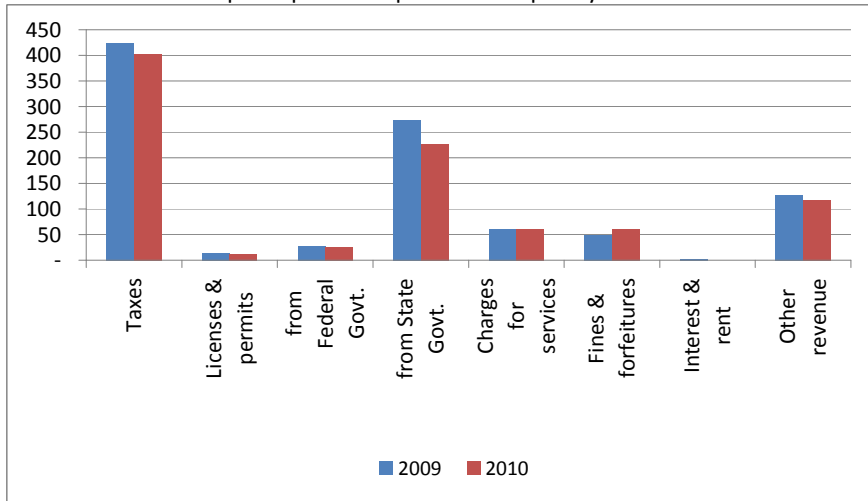
1. Where our money comes from (all governmental funds)



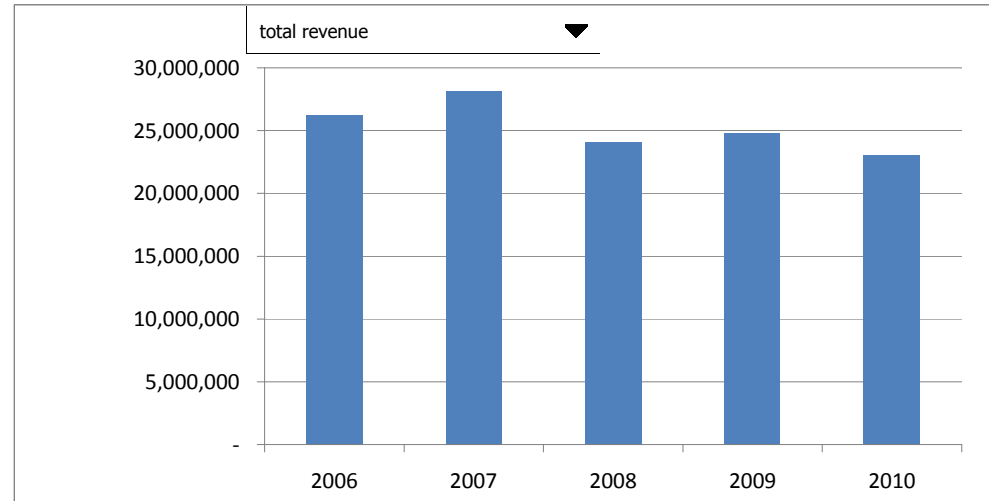
2. Compared to the prior year

	2009	2010	% change
Taxes	\$ 10,738,497	\$ 10,203,840	-5%
Licenses & permits	327,654	312,075	-5%
from Federal Govt.	699,404	650,568	-7%
from State Govt.	6,950,453	5,773,834	-17%
Local contributions	-	-	n/a
Charges for services	1,547,370	1,530,849	-1%
Fines & forfeitures	1,245,585	1,529,955	23%
Interest & rent	83,180	4,609	-94%
Other revenue	3,219,358	3,000,044	-7%
Total	\$ 24,811,501	\$ 23,005,774	-7%

3. Revenue sources per capita - compared to the prior year



4. Historical trends of individual sources

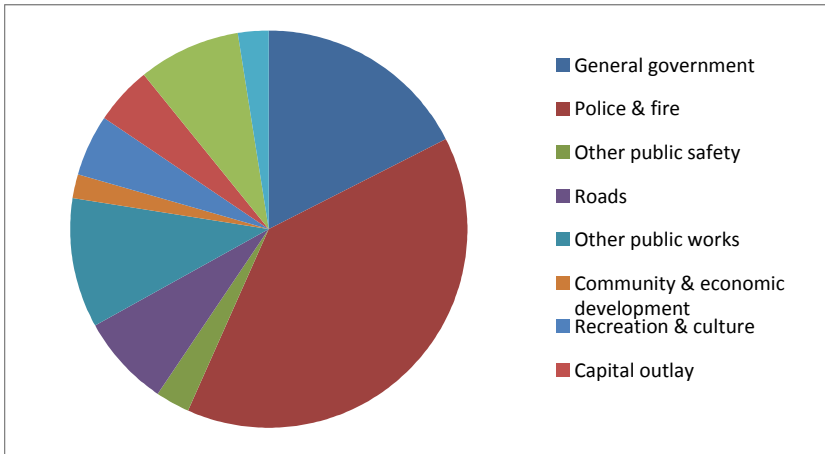


Commentary:

CITIZENS' GUIDE TO LOCAL UNIT FINANCES - Inkster - Wayne

EXPENDITURES

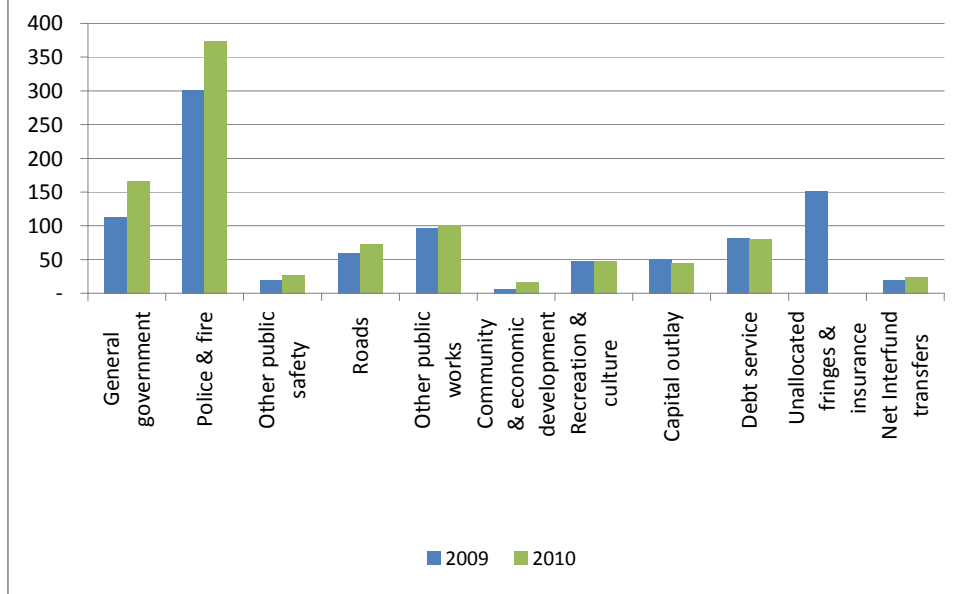
1. Where we spend our money (all governmental funds)



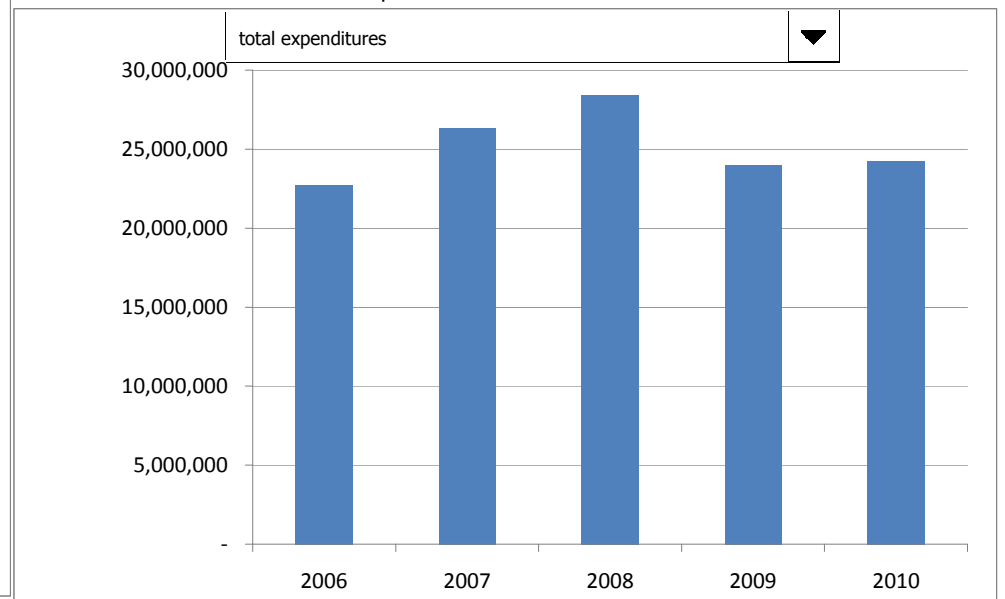
2. Compared to the prior year

	2009	2010	% change
General government	\$ 2,855,403	\$ 4,228,956	48%
Police & fire	7,642,167	9,473,216	24%
Other public safety	488,660	686,731	41%
Roads	1,529,328	1,844,210	21%
Other public works	2,452,495	2,567,705	5%
Health & welfare	-	-	n/a
Community & economic developr	172,368	419,856	144%
Recreation & culture	1,188,472	1,199,609	1%
Capital outlay	1,304,196	1,145,994	-12%
Debt service	2,068,930	2,050,483	-1%
Unallocated fringes & insurance	3,825,117	-	-100%
Net Interfund transfers	483,498	604,521	25%
total expenditures	\$ 24,010,634	\$ 24,221,281	1%

3. Spending per capita - compared to the prior year



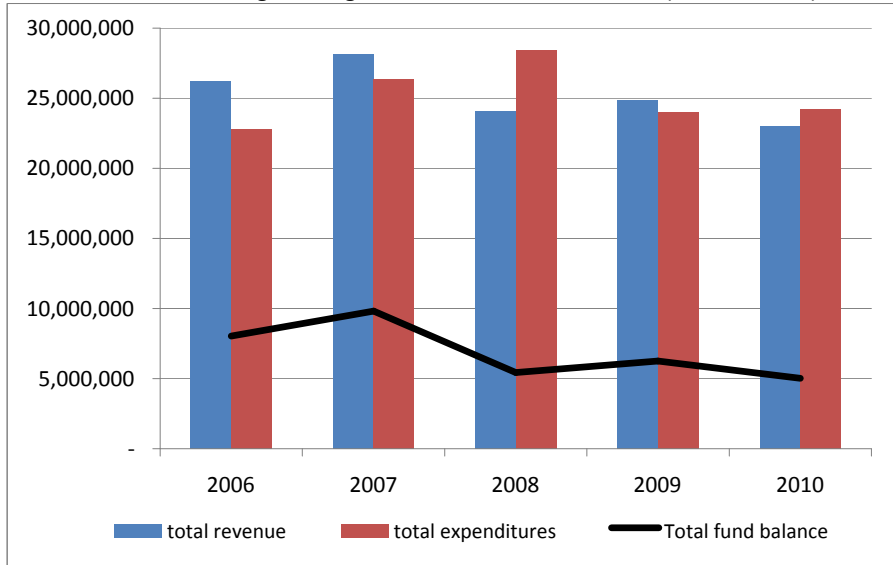
4. Historical trends of individual departments:



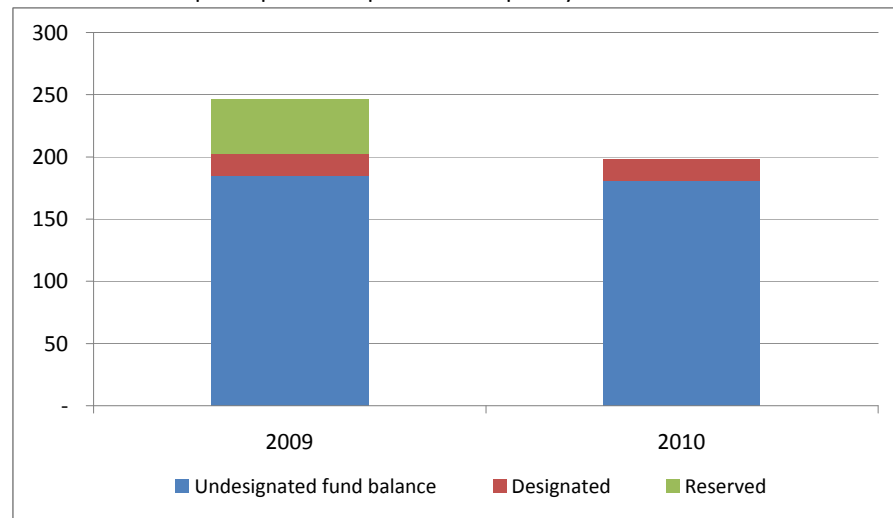
Commentary:

CITIZENS' GUIDE TO LOCAL UNIT FINANCES - Inkster - Wayne

1. How have we managed our governmental fund resources (fund balance)?



3. Fund balance per capita - compared to the prior year

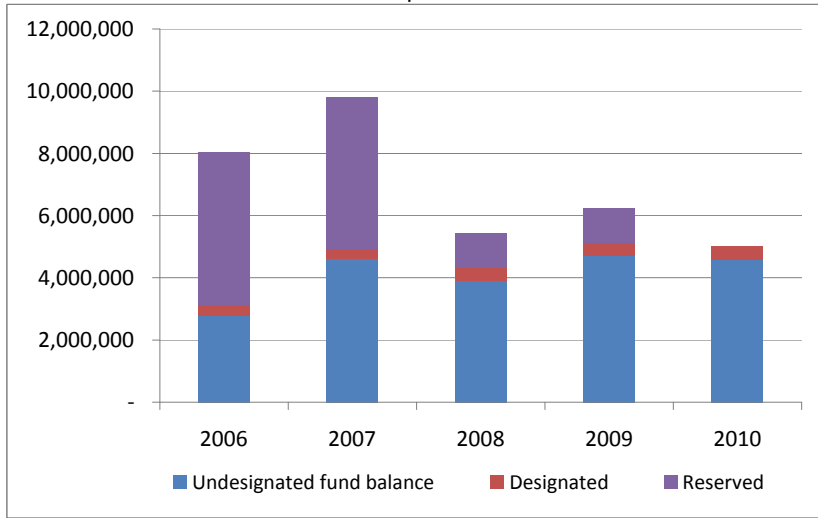


2. Compared to the prior year

FINANCIAL POSITION

	2009	2010	% change
Revenue	24,811,501	23,005,774	-7%
Expenditures	24,010,634	24,221,281	1%
Surplus (shortfall)	800,867	(1,215,507)	-252%
Fund balance, by component:			
Reserved	1,105,814	-	-100%
Designated	440,701	440,701	0%
Undesignated	4,698,073	4,588,380	-2%
total fund balance	6,244,588	5,029,081	-19%

4. Historical trends of individual components

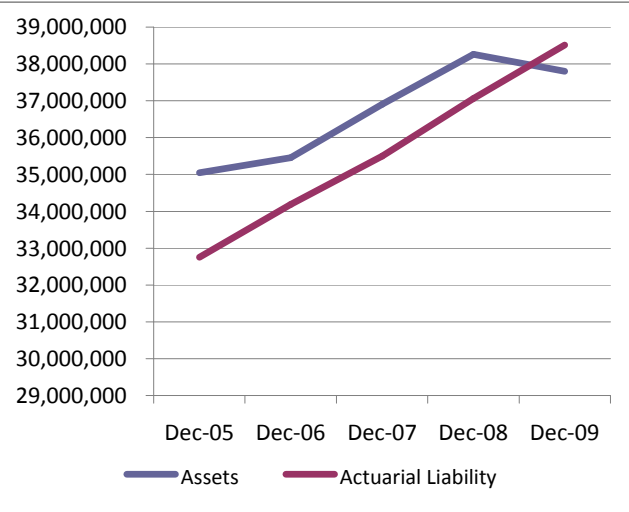


Commentary:

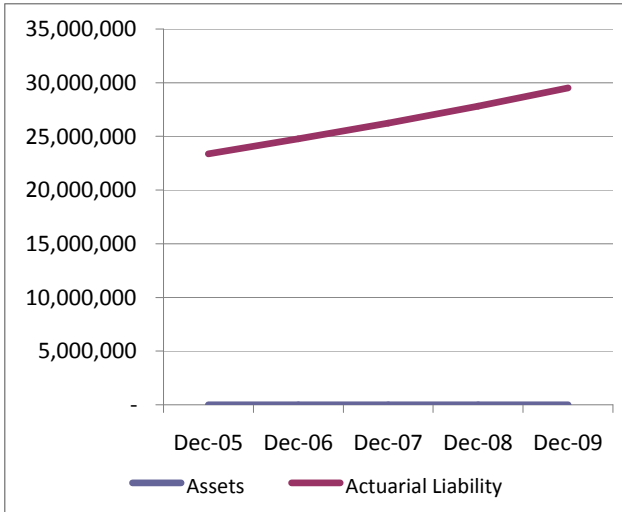
CITIZENS' GUIDE TO LOCAL UNIT FINANCES - Inkster - Wayne

OTHER LONG TERM OBLIGATIONS

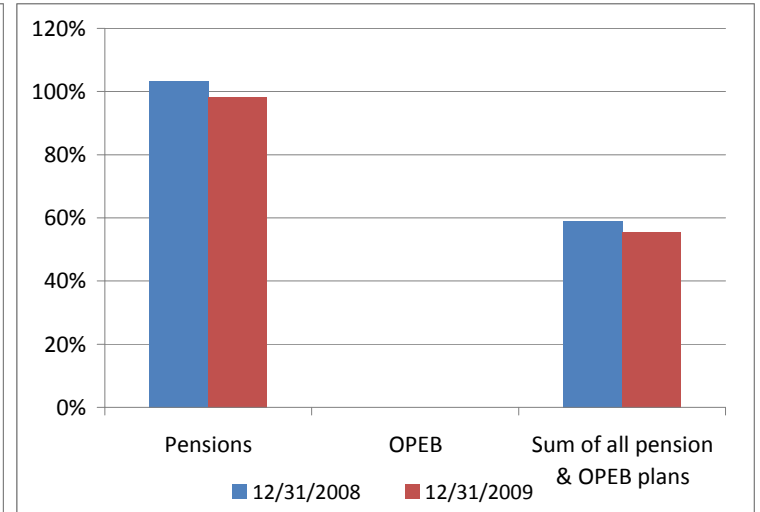
1. Pension funding status



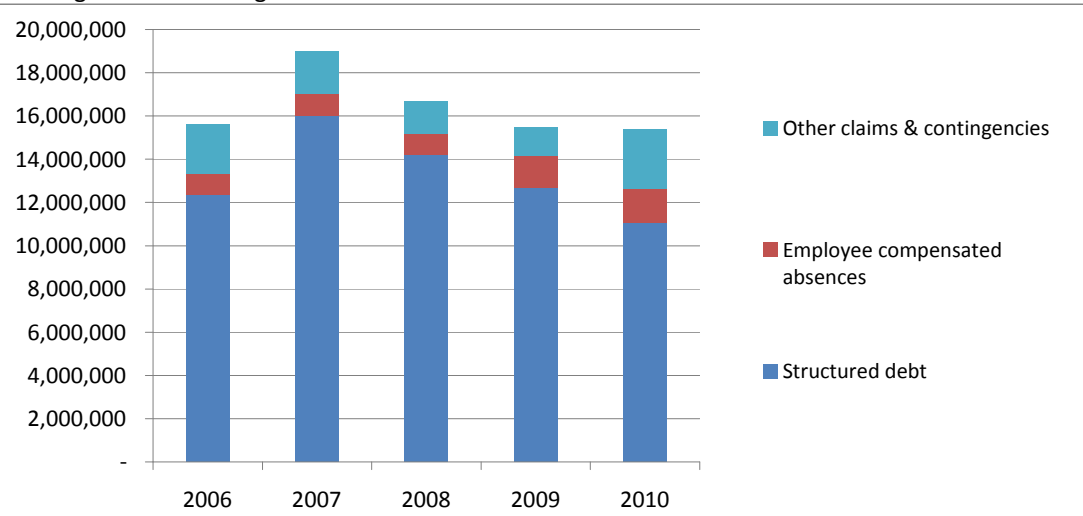
2. Retiree Health care funding status



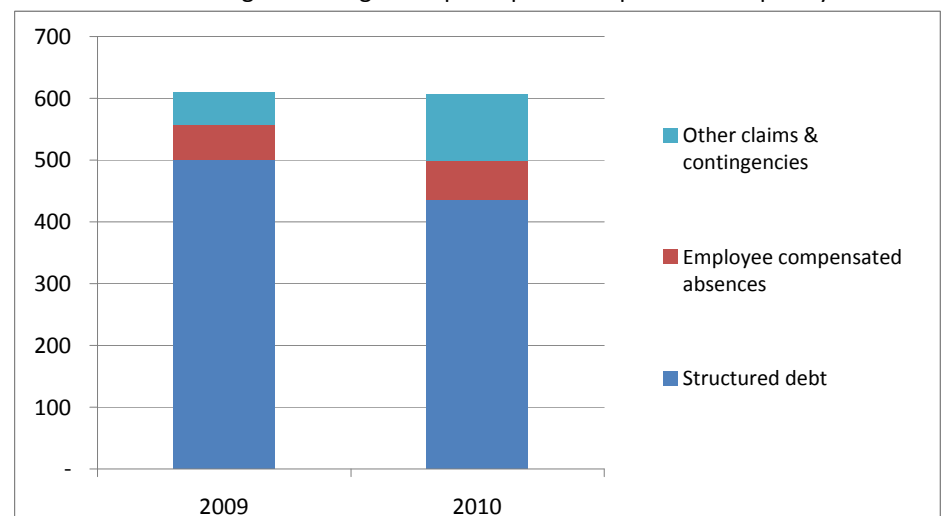
3. Percent funded - compared to the prior year



4. Long Term Debt obligations:



5. Debt & other long term obligations per capita - compared to the prior year



Commentary: