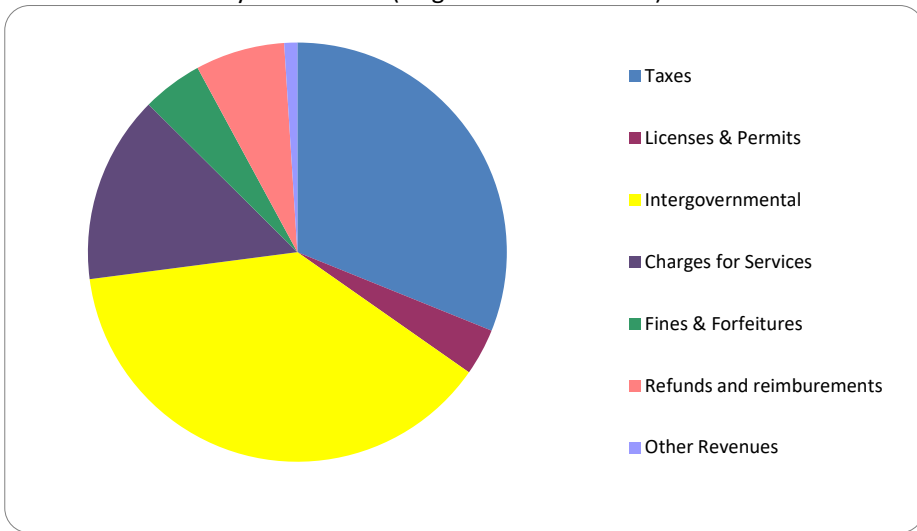


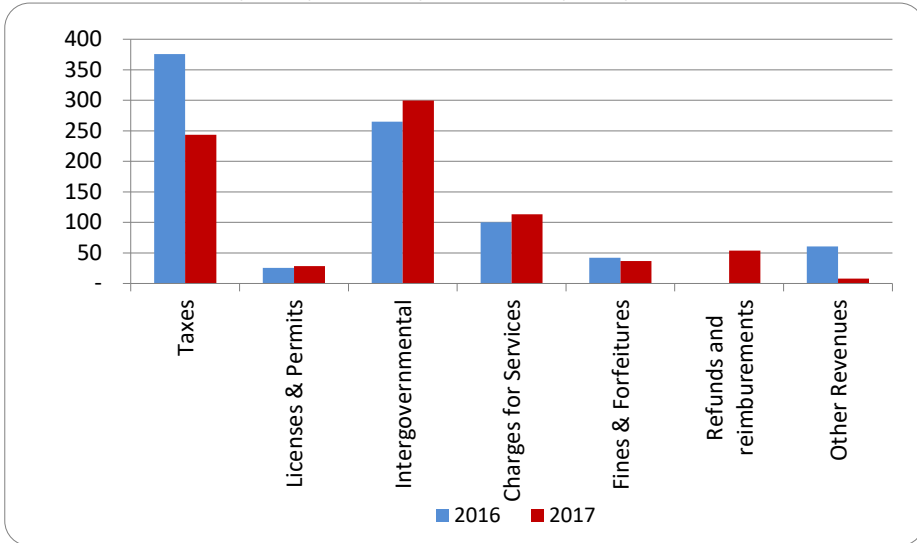
1. Where our money comes from (all governmental funds)



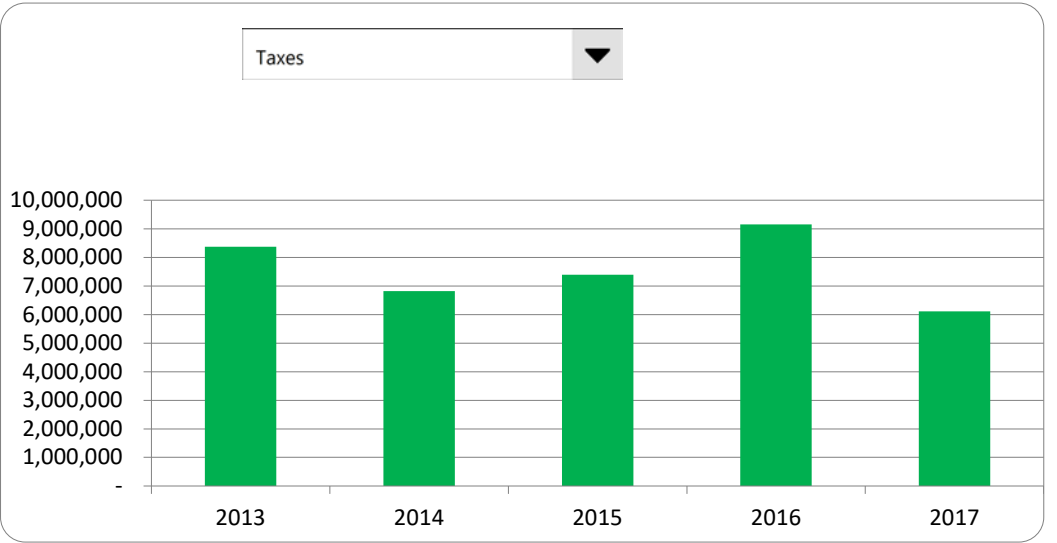
2. Compared to the prior year

	<u>2016</u>	<u>2017</u>	<u>% change</u>
Taxes	\$ 9,148,838	\$ 6,108,122	-33.24%
Licenses & Permits	626,194	708,894	13.21%
Intergovernmental	6,451,404	7,504,088	16.32%
Charges for Services	2,439,510	2,845,598	16.65%
Fines & Forfeitures	1,024,526	915,254	-10.67%
Refunds and reimbursem	-	1,354,012	N/A
Other Revenues	1,477,788	197,943	-86.61%
Total Revenues	\$ 21,168,260	\$ 19,633,911	-7.25%

3. Revenue sources per capita - compared to the prior year



4. Historical trends of individual sources



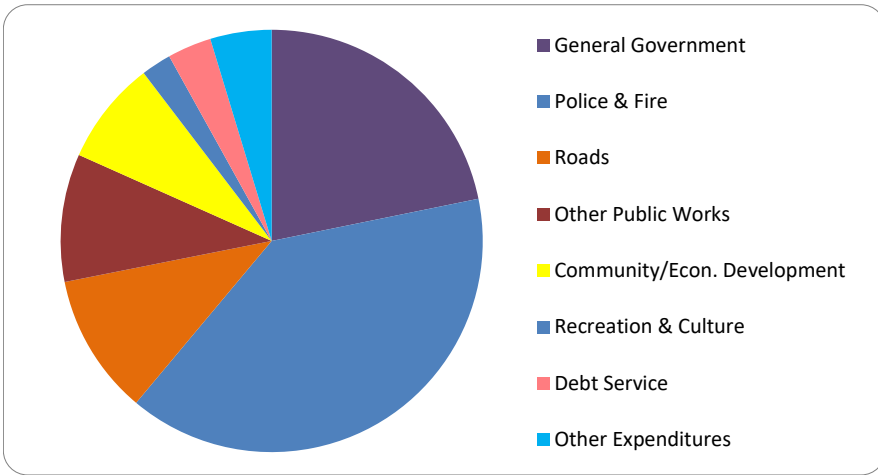
Commentary:

For more information on our unit's finances, contact Darin Carrington at (313) 563-4233.

CITIZEN'S GUIDE TO LOCAL UNIT FINANCES - City of Inkster (82-2170)

EXPENDITURES

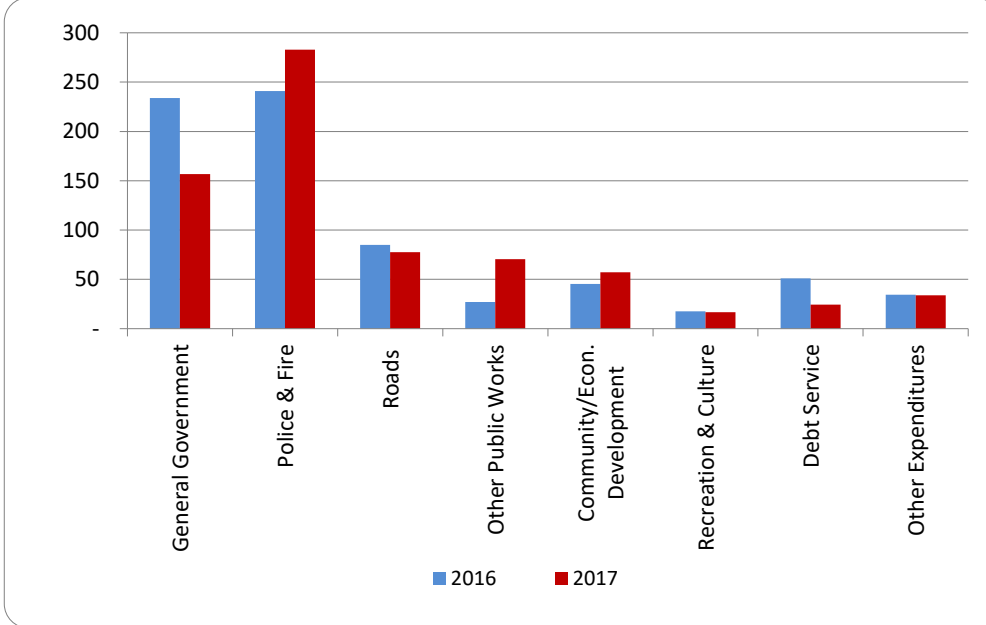
1. Where we spend our money (all governmental funds)



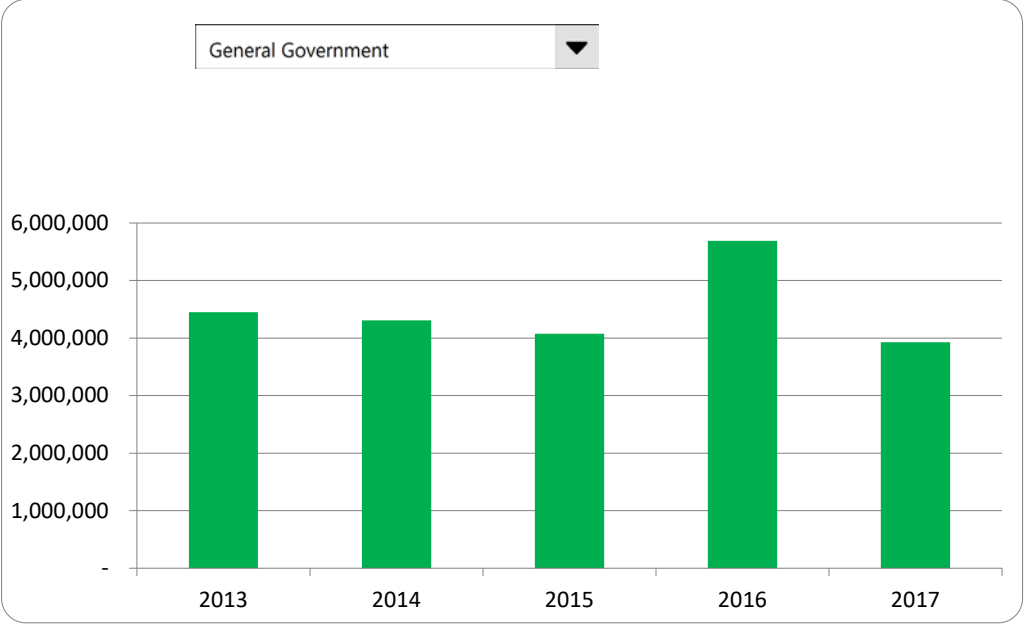
2. Compared to the prior year

	<u>2016</u>	<u>2017</u>	<u>% change</u>
General Government	\$ 5,689,977	\$ 3,930,564	-30.92%
Police & Fire	5,863,308	7,086,896	20.87%
Roads	2,067,518	1,944,774	-5.94%
Other Public Works	658,913	1,765,943	168.01%
Community/Econ. Development	1,104,407	1,434,084	29.85%
Recreation & Culture	427,836	415,644	-2.85%
Debt Service	1,242,703	607,585	-51.11%
Other Expenditures	836,248	846,884	1.27%
Total Expenditures	\$ 17,890,910	\$ 18,032,374	0.79%

3. Spending per capita - compared to the prior year



4. Historical trends of individual departments:



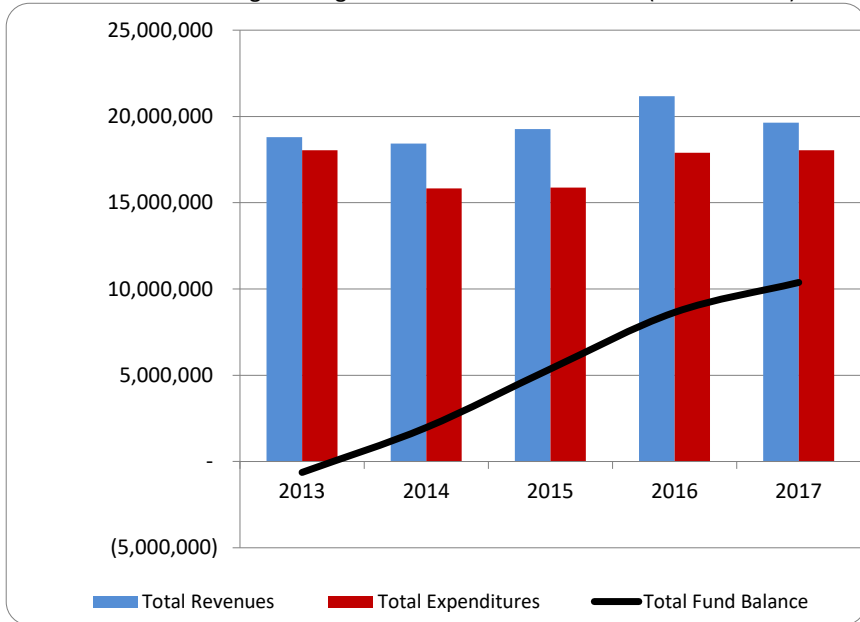
Commentary:

For more information on our unit's finances, contact Darin Carrington at (313) 563-4233.

CITIZEN'S GUIDE TO LOCAL UNIT FINANCES - City of Inkster (82-2170)

FINANCIAL POSITION

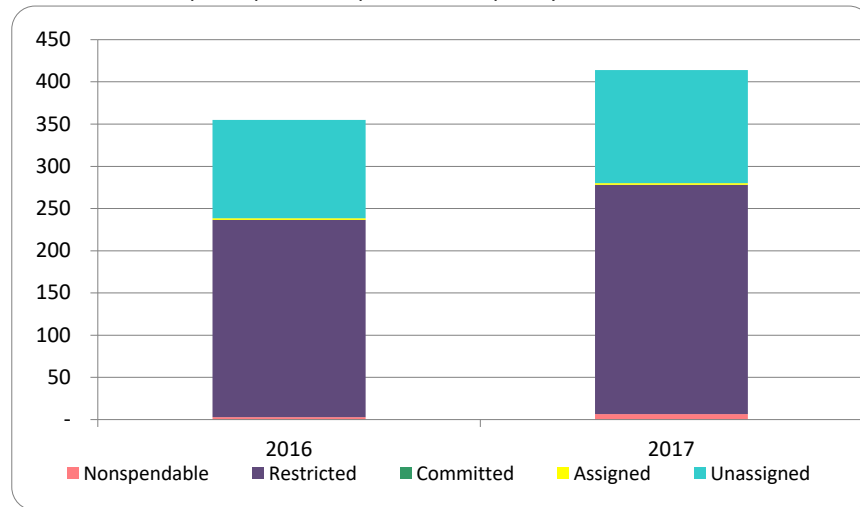
1. How have we managed our governmental fund resources (fund balance)?



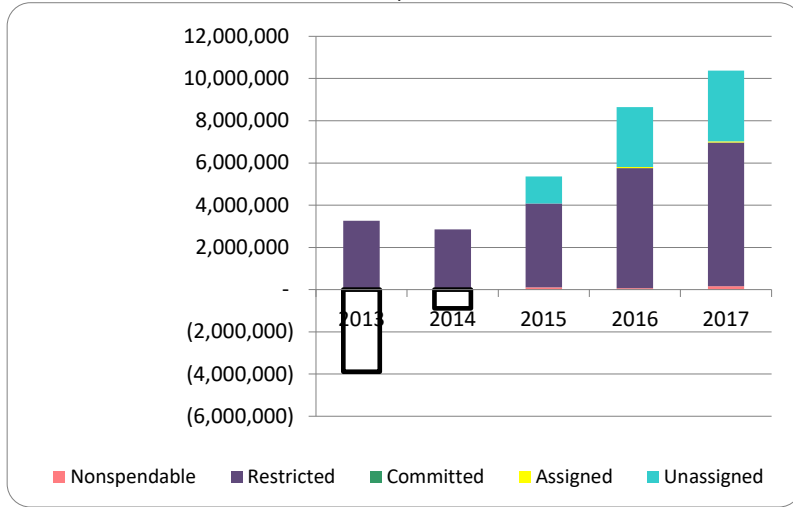
2. Compared to the prior year

	2016	2017	% change
Revenue	21,168,260	19,633,911	-7.25%
Expenditures	17,890,910	18,032,374	0.79%
Surplus (shortfall)	3,277,350	1,601,537	-51.13%
Fund balance, by component:			
Nonspendable	67,854	164,589	142.56%
Restricted	5,684,879	6,803,714	19.68%
Committed	-	-	N/A
Assigned	50,000	50,000	0.00%
Unassigned	2,840,070	3,358,695	18.26%
total fund balance	8,642,803	10,376,998	20.07%

3. Fund balance per capita - compared to the prior year



4. Historical trends of individual components



Commentary:

For more information on our unit's finances, contact Darin Carrington at (313) 563-4233.

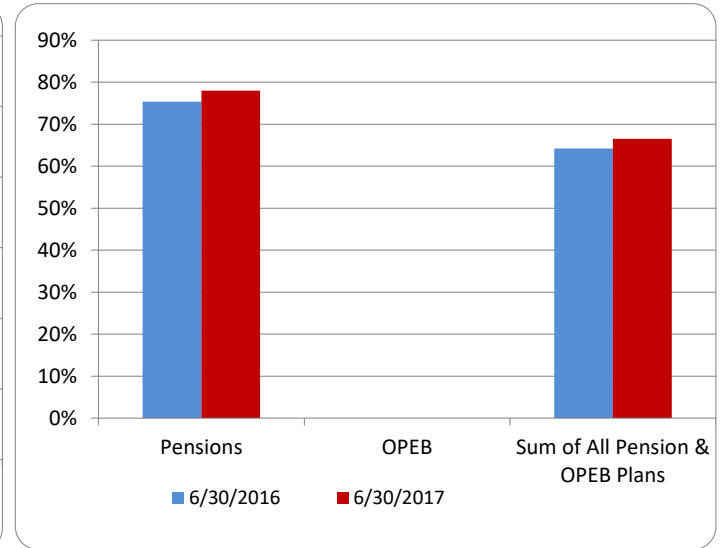
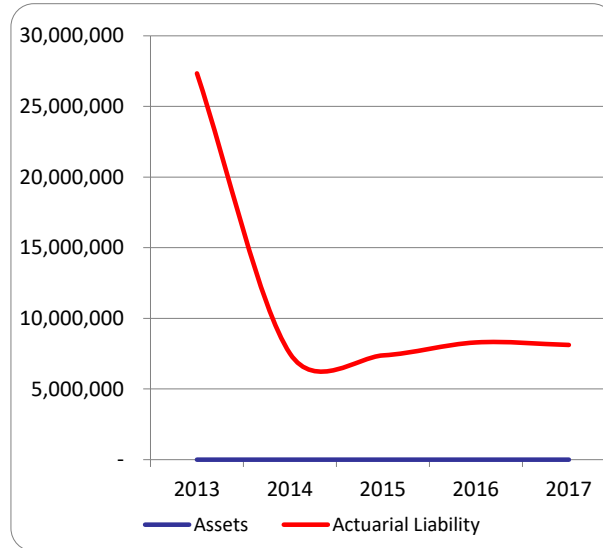
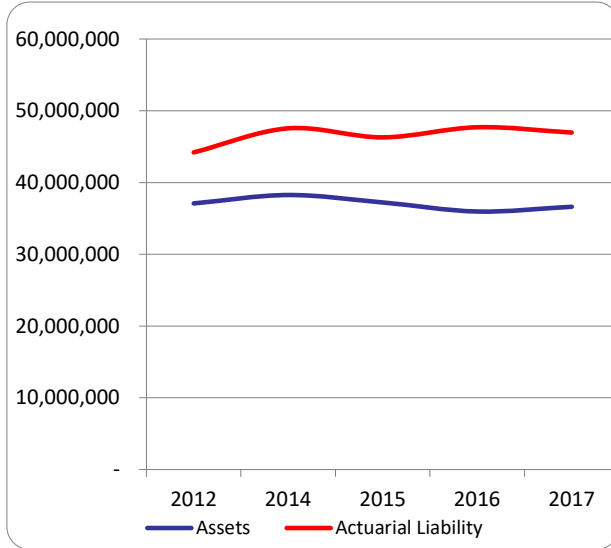
CITIZEN'S GUIDE TO LOCAL UNIT FINANCES - City of Inkster (82-2170)

OTHER LONG TERM OBLIGATIONS

1. Pension funding status

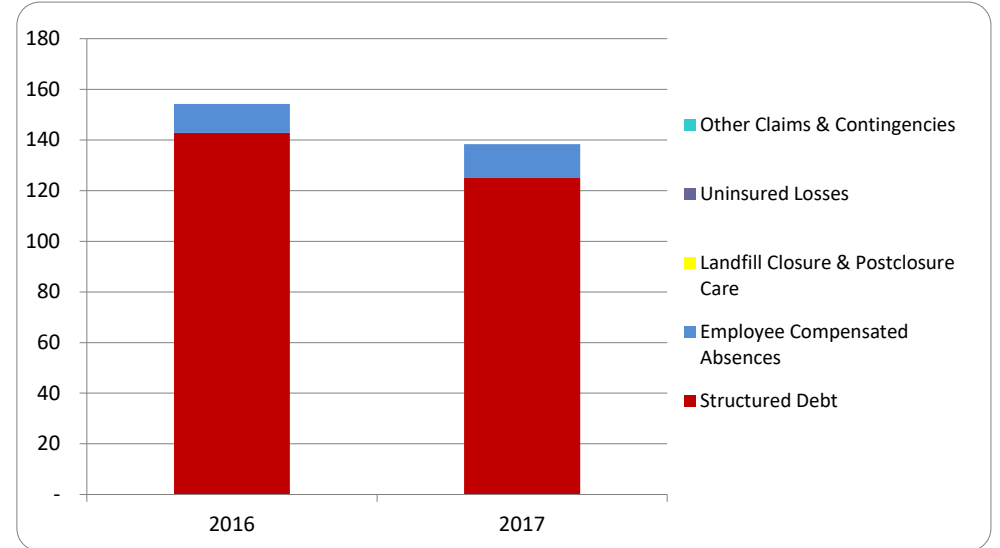
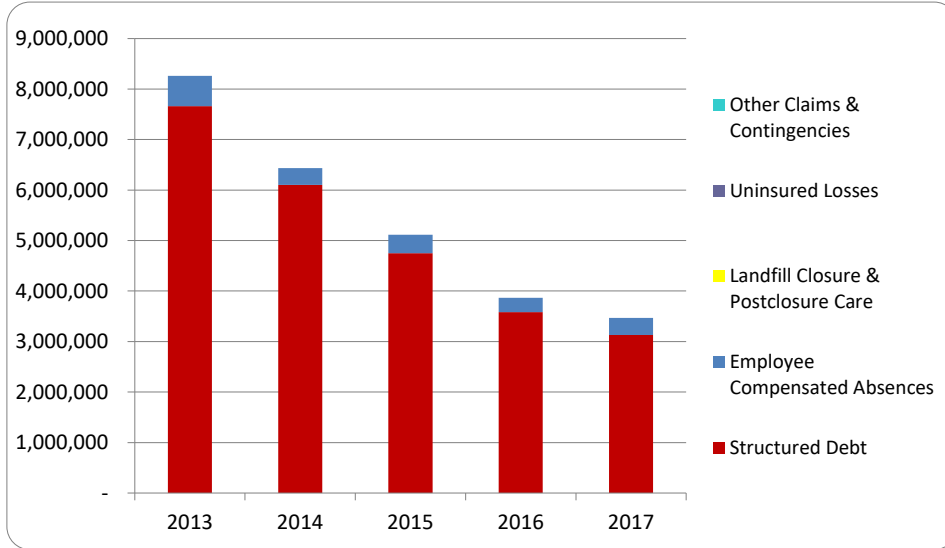
2. Retiree Health care funding status

3. Percent funded - compared to the prior year



4. Long Term Debt obligations:

5. Debt & other long term obligations per capita - compared to the prior year



Commentary: